

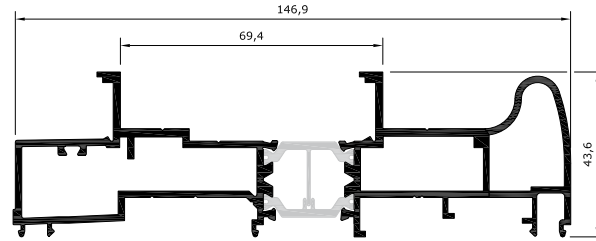
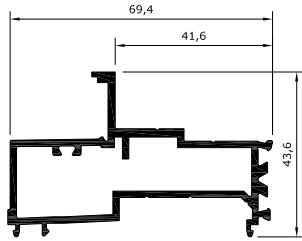
**PERFILES**

E: 1/2

**MARCOS**

**NT14-5000**

**NT14-5611**



**HOJAS**

**NT14-5911**

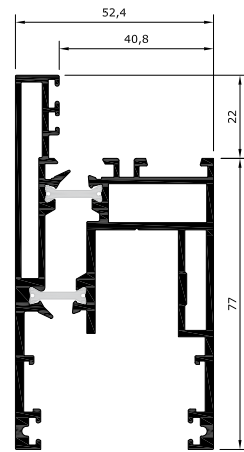
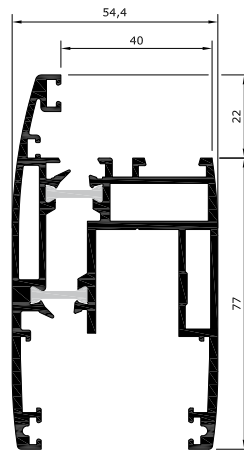
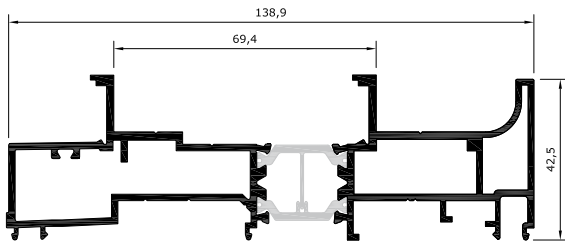
(RT707)

**NT14-6460**

(RT702)

**NT14-6490**

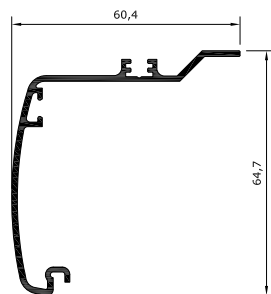
(RT716)



**PERFIL CRUCE**

**NT14-2160**

(70069)



**TRAVESAÑOS, PERFILES ESTRUCTURALES Y DE UNIÓN**

**PT45-3140**

(RT815)

**PT45-3340**

(RT808)

**TP07-0272**

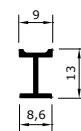
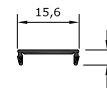
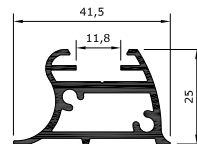
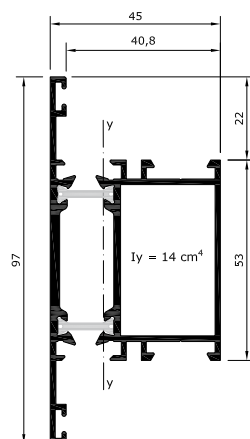
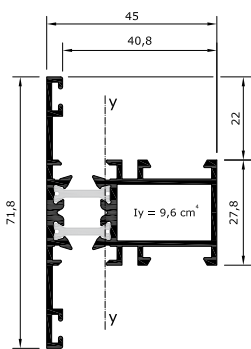
(70272)

**OM60-7000**

(2131)

**TP01-0022**

(10022)



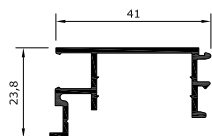
NT14  
3

## PERFILES

E: 1/2

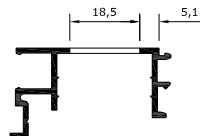
### PERFILES AIREADORES

**GP07-3693**



**GPM7-3693**

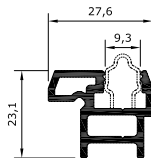
mecanizado



### CARRILES

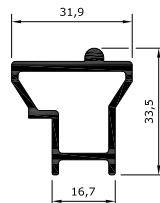
**NT14-9071**

(70071)



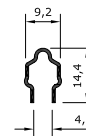
**NT14-9072**

(70513)



**NT95-9000**


(L3514)



### PERFILES COMPLEMENTARIOS DE MARCO

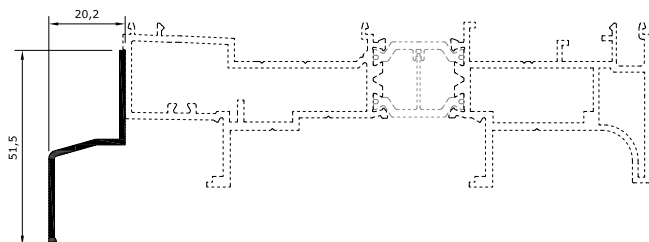
**NT14-PL40**

(PL6)



**NT71-6070**

(64458)



## JUNQUILLOS

### RELACIÓN JUNQUILLO - GROSOR VIDRIO

		JUNQUILLOS								
		36	31	26	21	18	16	11	3	
Opción 1										
		CP00-9936 (59850)	CP00-9931 (59849)	CP00-9926 (58948)	CP00-9921 (58949)		CP00-9916 (59848)	CP00-9911 (59847)	CP00-9903 (70796)	
Opción 2										
		CP00-9936 (59850) CP00-9736 (5066)		CP00-9926 (58948) CP00-9726 (5059)	CP00-9921 (58949) CP00-9721 (5058)		CP00-9916 (59848) CP00-9716 (5057)	CP00-9911 (59847) CP00-9711 (5056)		
Opción 3										
		CP00-9636 (68137) CP00-9836 (67360)		CP00-9626 (64053) CP00-9826 (66236)		CP00-9618 (64246) CP00-9818 (65793)		CP00-9611 (64248) CP00-9811 (66235)		
		HUECO (mm)								
		4	9	14	19	22	24	29	37	

## ACCESORIOS

### KIT ENSAMBLE

(incluye escuadras, plásticos, cortavientos para corredera 2 hojas)

ESQUEMA	REF	DESCRIPCIÓN
	NA14-5911	Kit para marco Nexus 145 RPT
	NA14-6166	Kit doble hoja Nexus 145 RPT, hoja NA14-6460
	NA14-6199	Kit doble hoja Nexus 145 RPT, hoja NA14-6490
	NA14-6166C	Kit para hoja complementaria NA14-6460
	NA14-6199C	Kit para hoja complementaria NA14-6490

### HERRAJE NEXUS 145 RPT ELEVABLE

ESQUEMA	REF	DESCRIPCIÓN
	NA14-9300 (KE145)	Kit de carros para hoja elevable RPT hasta 300 kg
	NA14-9310 (KE145S)	Kit suplementario de carros al NA14-9300 (KE145) hasta 400 kg
	NA14-4924 (4004)	Cremona elevable
	NA14-9824 (4003)	Tirador exterior elevable

NT14  
4