

NORMALIZADOS


PC
1

ÁNGULOS IGUALES


COLORES EN STOCK

| ESQUEMA | REF | MEDIDAS | BRUTO  | BLANCO INNALTECH  | PLATA MATE  | BRONCE LIMADO REPULIDO  |
|---|-------|------------------|---|---|---|--|
|  | I15 | 15 x 15 x 1,3 mm | • | • | • | • |
| | I20 | 20 x 20 x 1,3 mm | • | • | • | • |
| | I25 | 25 x 25 x 1,3 mm | • | • | • | • |
| | I30 | 30 x 30 x 1,3 mm | • | • | • | • |
| | I3003 | 30 x 30 x 3 mm | • | | | |
| | I40 | 40 x 40 x 1,3 mm | • | • | • | • |
| | I50 | 50 x 50 x 1,5 mm | • | • | • | • |
| | I60 | 60 x 60 x 1,5 mm | • | • | • | • |
| | I80 | 80 x 80 x 1,5 mm | • | • | • | • |
| | I8008 | 80 x 80 x 8 mm | • | | | |


ÁNGULOS DESIGUALES

| | | | | | | |
|---|-------|------------------|---|---|---|---|
|  | D2010 | 20 x 10 x 1,2 mm | • | • | • | • |
| | D3015 | 30 x 15 x 1,3 mm | • | • | • | • |
| | D4020 | 40 x 20 x 1,3 mm | • | • | • | • |
| | D5025 | 50 x 25 x 1,5 mm | • | • | • | • |
| | D6040 | 60 x 40 x 1,3 mm | • | • | • | • |
| | D8040 | 80 x 40 x 1,5 mm | • | • | • | • |
| | D9060 | 90 x 60 x 1,3 mm | • | • | • | • |

TUBOS CUADRADOS

| | | | | | | |
|--|------|--------------------|---|---|---|---|
|  | Q10 | 10 x 10 x 1,5 mm | • | | | |
| | Q12 | 12 x 12 x 1,5 mm | • | | | |
| | Q20 | 20 x 20 x 1,3 mm | • | • | • | • |
| | Q25 | 25 x 25 x 1,3 mm | • | • | • | • |
| | Q30 | 30 x 30 x 1,3 mm | • | • | • | • |
| | Q35 | 35 x 35 x 1,2 mm | • | | | |
| | Q40 | 40 x 40 x 1,3 mm | • | • | • | • |
| | Q45 | 45 x 45 x 2 mm | • | • | • | • |
| | Q50 | 50 x 50 x 1,4 mm | • | • | • | • |
| | Q60 | 60 x 60 x 1,5 mm | • | • | • | • |
| | Q70 | 70 x 70 x 1,5 mm | • | • | • | • |
| | Q80 | 80 x 80 x 2 mm | • | • | • | • |
| | Q100 | 100 x 100 x 1,9 mm | • | • | • | • |

TUBOS RECTANGULARES

| | | | | | | |
|---|--------|-------------------|---|---|---|---|
|  | R2010 | 20 x 10 x 1,3 mm | • | • | • | • |
| | R2515 | 25 x 15 x 1,3 mm | • | | | |
| | R3015 | 30 x 15 x 1,3 mm | • | • | • | • |
| | R3520 | 35 x 20 x 1,2 mm | • | • | | |
| | R4020 | 40 x 20 x 1,3 mm | • | • | • | • |
| | R4025 | 40 x 25 x 1,5 mm | • | • | | |
| | R5025 | 50 x 25 x 1,5 mm | • | • | • | • |
| | R6020 | 60 x 20 x 1,3 mm | • | • | • | • |
| | R6040 | 60 x 40 x 1,5 mm | • | • | • | • |
| | R7020 | 70 x 20 x 1,5 mm | • | • | • | • |
| | R8020 | 80 x 20 x 1,5 mm | • | • | • | • |
| | R8040 | 80 x 40 x 1,5 mm | • | • | • | • |
| | R10020 | 100 x 20 x 1,5 mm | • | | | |
| | R10025 | 100 x 25 x 1,7 mm | • | • | • | • |
| | R10040 | 100 x 40 x 1,7 mm | • | • | • | • |
| | R10050 | 100 x 50 x 2 mm | • | • | • | |
| | R12040 | 120 x 40 x 1,5 mm | • | • | • | • |


PERFILES EN "U"

COLORES EN STOCK


*Para otras medidas consultar.
Más de 500 referencias de normalizados disponibles bajo pedido.




NORMALIZADOS

| ESQUEMA | REF | MEDIDAS | BRUTO B | BLANCO INNALTECH LB | PLATA MATE PM | BRONCE LIMADO REPULIDO BLR |
|---|-----------------------|-----------------------|----------------|-------------------------------|-------------------------|---|
|  | U10 | 10 x 10 x 10 x 1 mm | • | • | • | • |
| | U1020 | 10 x 20 x 10 x 1,5 mm | • | | | |
| | U15 | 15 x 15 x 15 x 1,5 mm | • | • | • | • |
| | U1520 | 15 x 20 x 15 x 1,5 mm | • | | | |
| | U20 | 20 x 20 x 20 x 1,5 mm | • | • | • | • |
| | U2015 | 20 x 15 x 20 x 1,8 mm | • | • | • | • |
| | U2040 | 20 x 40 x 20 x 1,5 mm | • | • | • | |
| | U2060 | 20 x 60 x 20 x 1,5 mm | • | • | | |
| | U25 | 25 x 25 x 25 x 1,5 mm | • | • | • | • |
| | U30 | 30 x 30 x 30 x 1,5 mm | • | | | |
| U3015 | 30 x 15 x 30 x 1,5 mm | • | • | • | | |

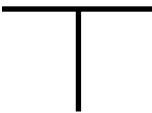
PLETINAS

| | | | | | | |
|---|-------|------------|---|---|---|--|
|  | P2003 | 20 x 3 mm | • | • | • | |
| | P2503 | 25 x 3 mm | • | • | • | |
| | P3003 | 30 x 3 mm | • | • | • | |
| | P3510 | 35 x 10 mm | • | | | |
| | P4003 | 40 x 3 mm | • | • | • | |
| | P4015 | 40 x 15 mm | • | | | |
| | P5003 | 50 x 3 mm | • | • | • | |
| | P6003 | 60 x 3 mm | • | • | • | |
| | P8008 | 80 x 8 mm | • | | | |

TUBOS REDONDOS

| | | | | | | |
|---|-------|--------------------|---|---|---|--|
|  | O08 | 8 x 1 mm (varilla) | • | | • | |
| | O12 | 12 x 1,5 mm | • | | | |
| | O16 | 16 x 1,5 mm | • | • | • | |
| | O20 | 20 x 1,5 mm | • | • | • | |
| | O25 | 25 x 1,5 mm | • | • | • | |
| | O30 | 30 x 1,5 mm | • | • | • | |
| | O3003 | 30 x 3 mm | • | | | |
| | O40 | 40 x 1,5 mm | • | • | • | |
| | O4005 | 40 x 5 mm | • | | | |
| | O50 | 50 x 1,5 mm | • | • | • | |
| | O60 | 60 x 1,5 mm | • | • | • | |
| | O70 | 70 x 2 mm | • | • | • | |
| | O80 | 80 x 2,5 mm | • | • | • | |

PERFILES EN "T"

| | | | | | | |
|---|-----|------------------|---|---|---|--|
|  | T15 | 15 x 15 x 1,5 mm | • | • | • | |
| | T20 | 20 x 20 x 1,5 mm | • | • | • | |
| | T25 | 25 x 25 x 1,5 mm | • | • | • | |
| | T30 | 30 x 30 x 1,5 mm | • | • | • | |
| | T40 | 40 x 40 x 2 mm | • | • | • | |




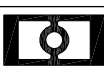

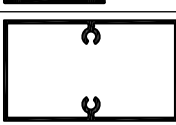


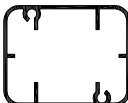
*Para otras medidas consultar.
Más de 500 referencias de normalizados disponibles bajo pedido.

NORMALIZADOS

PC
3

TUBOS AUTOROSCANTES

COLORES EN STOCK

| ESQUEMA | REF | MEDIDAS | COLORES EN STOCK | | | |
|---|------------------|------------------------|------------------|-------------------------------|-------------------------|---|
| | | | BRUTO B | BLANCO INNALTECH LB | PLATA MATE PM | BRONCE LIMADO REPULIDO BLR |
|  | KR3015 | 30 x 15 x 1,3 mm | • | • | • | • |
|  | KR0030 (7956) | 30 x 30 x 1,4 mm | • | • | | |
|  | KQ3030 | 30 x 30 x 1,5 mm | • | | | |
|  | KR4020 | 40 x 20 mm estructural | • | • | | |
|  | KR4031 | 40 x 31 mm estructural | • | | | |
|  | KR7040 | 70 x 40 x 1,4 mm | • | | | |
|  | KR3017 | 30 x 17 x 1,3 mm | • | • | | |
|  | KR3520 | 30 x 20 x 1,3 mm | • | • | | |
|  | KR5040 | 50 x 40 x 1,4 mm | • | | | |

*Para otras medidas consultar.

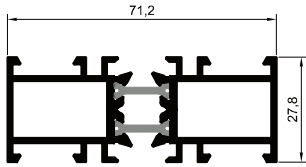
Más de 500 referencias de normalizados disponibles bajo pedido.

NORMALIZADOS

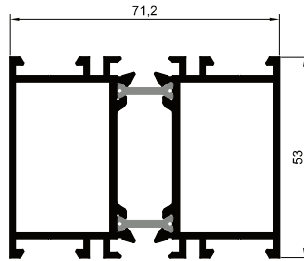
TUBOS CON ROTURA TÉRMICA

PC
4

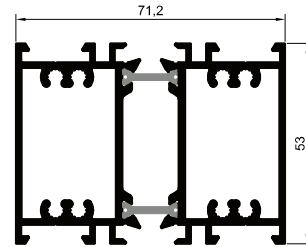
RT07028 B



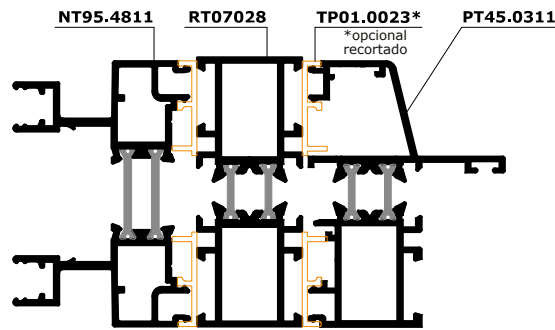
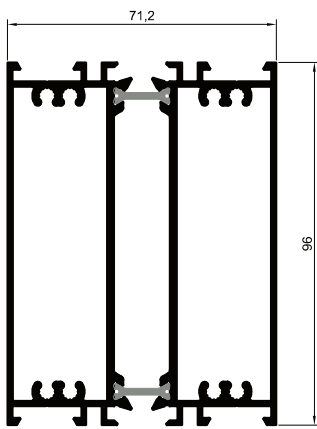
RT07053 B



RTK7053 B

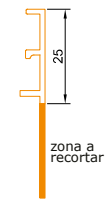


RTK7096 B

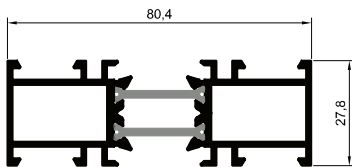


TP01.0023* B

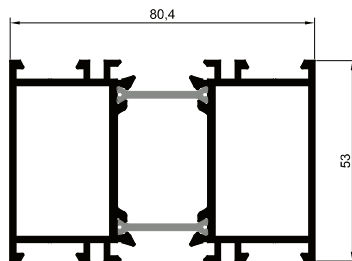
*opcional recortado



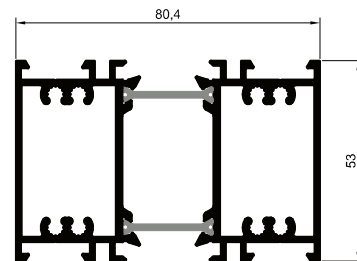
RT08028 B



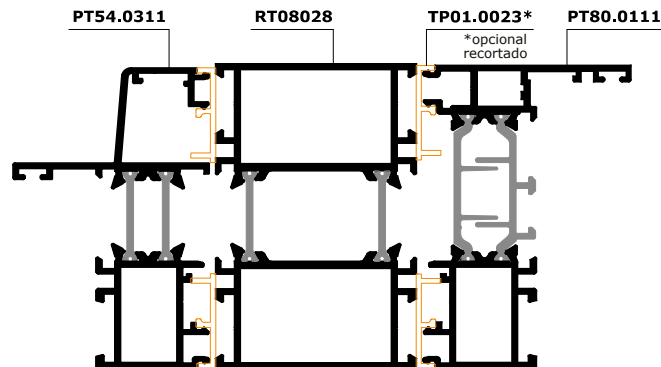
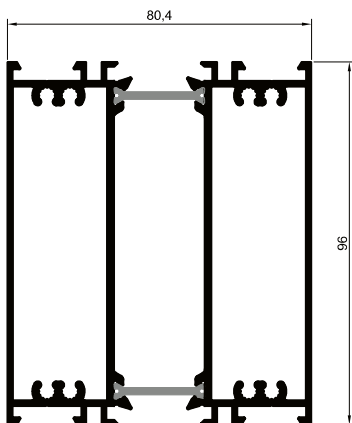
RT08053 B



RTK8053 B

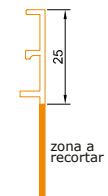


RTK8096 B



TP01.0023* B

*opcional recortado






CHAPAS

PC
5

PLANCHA ESPECIAL DE ALUMINIO

COLORES EN STOCK

| ESQUEMA | REF | MEDIDAS | DESCRIPCIÓN | B | LB |
|--|---------|----------------------|-----------------------|---|----|
|  | x220BCK | 2000 x 1000 x 2 mm | Chapa perforada block | • | • |
|  | x252D | 2500 x 1250 x 2,8 mm | Chapa damero | • | |
|  | x312R | 3000 x 1250 x 1,2 mm | Chapa ranurada | • | |

PLANCHA DE ALUMINIO LISA, PLASTIFICADA

COLORES EN STOCK

| REF | MEDIDAS | DESCRIPCIÓN | B | LB | 90 10 | PM | BLR | MÁS COLORES |
|------|----------------------|-------------|---|----|----------|----|-----|----------------|
| x210 | 2000 x 1000 x 1 mm | | • | • | | • | • | |
| x215 | 2000 x 1000 x 1,5 mm | | • | • | | • | • | |
| x220 | 2000 x 1000 x 2 mm | | • | • | | • | • | |
| x310 | 3000 x 1250 x 1 mm | | • | • | • | • | • | (1) |
| x315 | 3000 x 1250 x 1,5 mm | | • | • | | • | • | |
| x320 | 3000 x 1250 x 2 mm | | • | • | | • | • | |
| x351 | 3000 x 1500 x 1 mm | | • | • | | • | • | |

SÁNDWICH

| | | | | | | | | |
|---------|---------------------|-------------------------------|---|--|--|--|--|--|
| sw 20 | 3000 x 1250 x 20 mm | Chapa sándwich lisa 20 mm | • | | | | | |
| sw 12 R | 3000 x 1250 x 12 mm | Chapa sándwich ranurada 12 mm | | | | | | |
| sw 20 R | 3000 x 1250 x 22 mm | Chapa sándwich ranurada 20 mm | | | | | | |

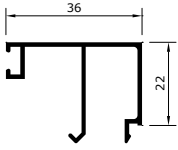
Otras medidas bajo pedido.

(1) MÁS COLORES EN STOCK PARA CHAPA X310

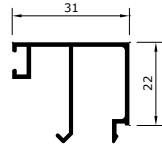
| ANODIZADOS | | LACADOS | | | |
|------------|------------------------|---------|-----------------------------|----------|-----------------------------|
| REF | NOMBRE | REF | CLASE 2 | REF | CLASE 2 |
| INOX | Inox limado y repulido | SG9016 | Clase 2 garantía de plegado | SG7016 | Clase 2 garantía de plegado |
| IM | Inox mate | GRAFIT | | SG8019 | Clase 2 garantía de plegado |
| BLR | Bronce limado repulido | 7022 | Clase 2 garantía de plegado | 9011M | |
| PM | Plata Mate | 7022M | | SG9005 | Clase 2 garantía de plegado |
| | | SG7022 | Clase 2 garantía de plegado | Noir 100 | Clase 2 garantía de plegado |
| | | 9010 | Clase 2 garantía de plegado | | |

JUNQUILLOS RECTOS

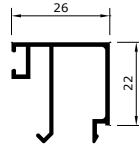
CP00-9936 B LB PM BLR
(59850)



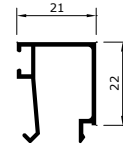
CP00-9931 B LB PM BLR 90/10
(59849)



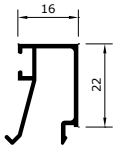
CP00-9926 B LB PM BLR 90/10
(58948)



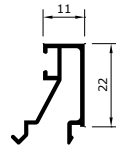
CP00-9921 B LB PM BLR 90/10
(58949)



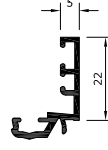
CP00-9916 B LB PM BLR 90/10
(59848)



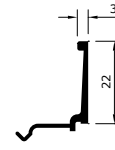
CP00-9911 B LB PM BLR 90/10
(59847)



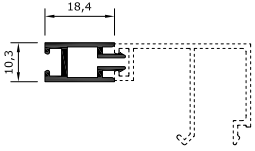
CP00-9905 B LB PM BLR
(5063)



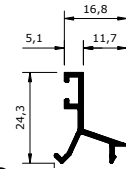
CP00-9903 B LB PM BLR 90/10
(70796)



MC60-6007 B
(65943)

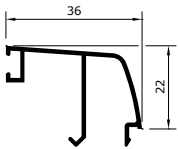


CP00-9900 B LB
(65943)

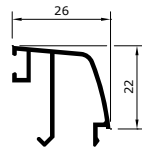


JUNQUILLOS BISELADOS

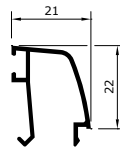
CP00-9736 B LB PM BLR
(5066)



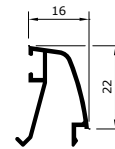
CP00-9726 B LB PM BLR 90/10
(5059)



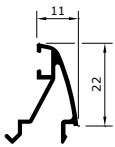
CP00-9721 B LB PM BLR 90/10
(5058)



CP00-9716 B LB PM BLR 90/10
(5057)

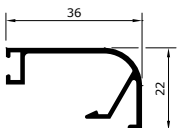


CP00-9711 B LB PM BLR 90/10
(5056)

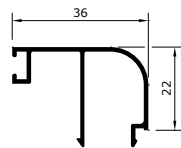


JUNQUILLOS REDONDOS

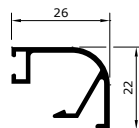
CP00-9836 B LB PM BLR
(67360)



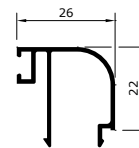
CP00-9636 B LB
(68137)



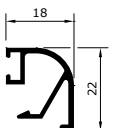
CP00-9826 B LB BLR
(66236)



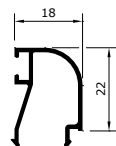
CP00-9626 B LB PM BLR
(64053)



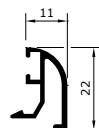
CP00-9818 B LB PM BLR 90/10
(65793)



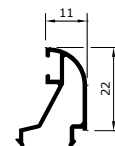
CP00-9618 B LB PM BLR 90/10
(64246)



CP00-9811 B LB PM BLR
(66235)



CP00-9611 B LB PM BLR
(64248)

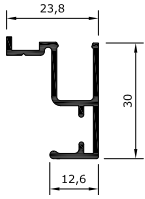




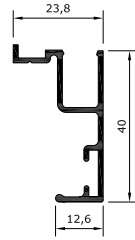
TAPAJUNTAS CLIPAJE INNALTECH RECTOS

PC
7

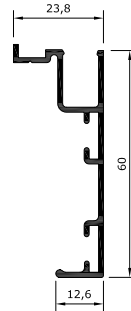
TP19-0030 B LB **NOVEDAD**



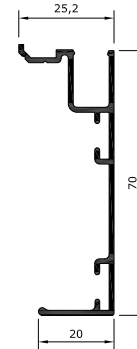
TP19-0040 B LB PM BLR 90 10
(71979)



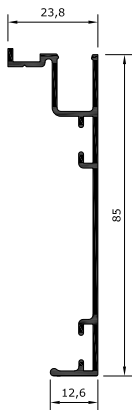
TP19-0060 B LB PM BLR 90 10
(71981)



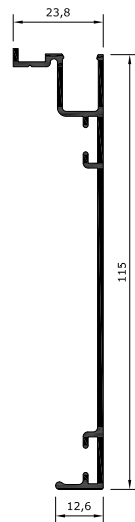
TP19-0070 B LB
(71982)



TP19-0085 B LB PM BLR 90 10
(71980)

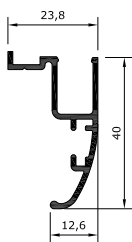


TP19-0115 B LB

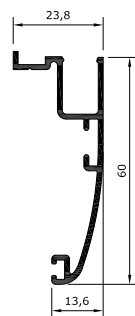


TAPAJUNTAS CLIPAJE INNALTECH BISELADOS

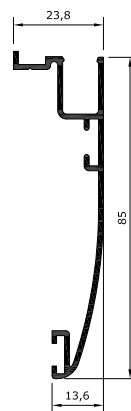
TP17-0040 B LB PM BLR 90 10
(10008)



TP17-0060 B LB PM BLR 90 10
(10007)

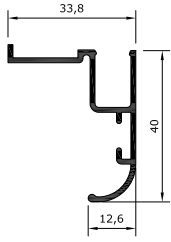


TP17-0085 B LB PM BLR 90 10
(10006)

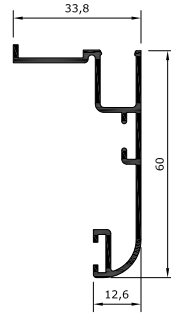


TAPAJUNTAS CLIPAJE INNALTECH REDONDOS

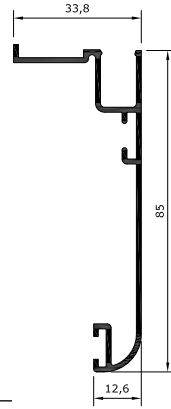
TP16-0040 B LB PM BLR 90 10
(65615)



TP16-0060 B LB PM BLR 90 10
(66058)

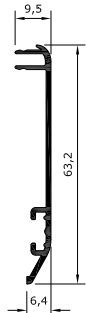


TP16-0085 B LB PM BLR 90 10
(66057)

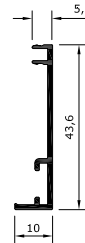


TAPAJUNTAS CLIPAJE FRONTAL

TP27-0063 B
(71160)

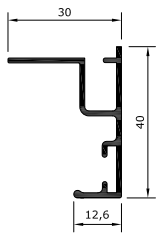


TP29-0043 B
(74126)

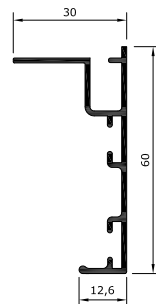


TAPAJUNTAS UNIVERSALES RECTOS

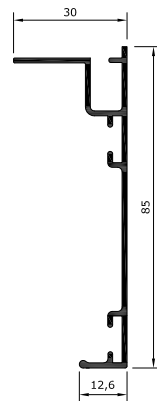
TP09-0040 B LB PM BLR 90 10



TP09-0060 B LB PM BLR 90 10

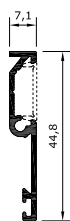


TP09-0085 B LB PM BLR 90 10

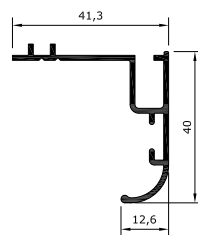


TAPAJUNTAS UNIVERSALES

OB30-2390 B LB



TP06-0040 B LB PM BLR
(64997)



TP06-0085 B LB PM BLR
(64998)

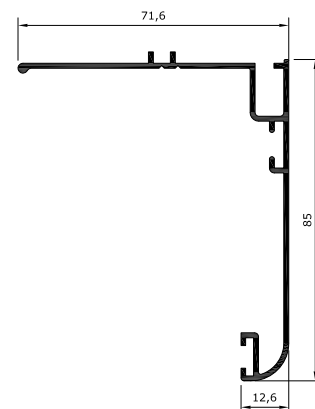



























TABLA DE ESCUADRAS Y SUS UBICACIONES DENTRO DE LOS PERFILES TAPAJUNTAS

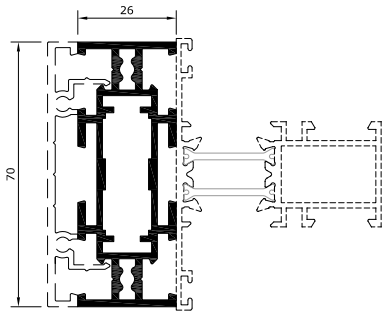
PC
9

| PERFILES | | UBICACIONES ESCUADRAS | | |
|---|-----------|---|---|---|
| ESQUEMA | REF | TPAE-7302 | TPAE-7304 | TPAE-7359 |
| | |  |  |  |
|  | TP19-0030 | 1 | | |
|  | TP19-0040 | 1 | | |
|  | TP19-0060 | 1 | | |
|  | TP19-0070 | 1 | | |
|  | TP19-0085 | 1 | | |
|  | TP19-0115 | 1 | | |
|  | TP17-0040 | 1 | | |
|  | TP17-0060 | 1 | | 3 |
|  | TP17-0085 | 1 | 2 | |

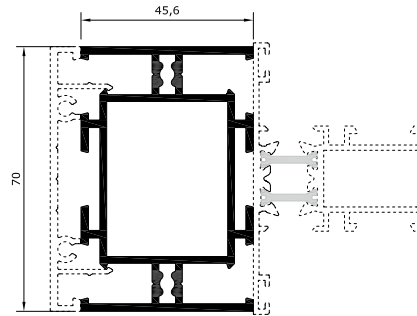
| PERFILES | | UBICACIONES ESCUADRAS | | |
|---|-----------|---|---|---|
| ESQUEMA | REF | TPAE-7302 | TPAE-7304 | TPAE-7359 |
| | |  |  |  |
|  | TP16-0040 | 1 | | |
|  | TP16-0060 | 1 | 2 | |
|  | TP16-0085 | 1 | 2 | |
|  | TP27-0063 | | 2 | |
|  | TP27-0043 | 1 | | |
|  | TP09-0040 | 1 | | |
|  | TP09-0060 | 1 | | |
|  | TP09-0085 | 1 | | |
|  | TP06-0040 | 1 | | |
|  | TP06-0085 | 1 | 2 | |

PERFILES ESTRUCTURALES DE REFUERZO UNIVERSALES

VJ70-0120 **B**

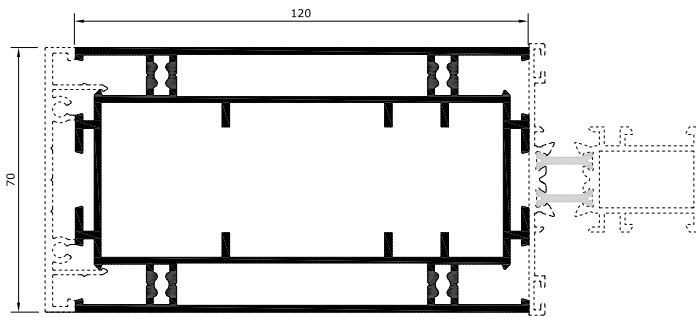


VJ70-0100 **B** **LB**
 (90001)

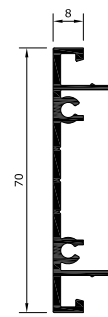


PC
10

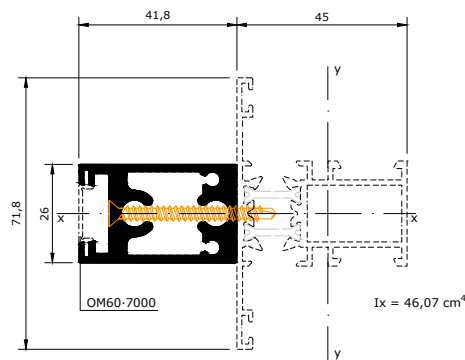
VJ70-3550 **B** **LB**
 (90002)



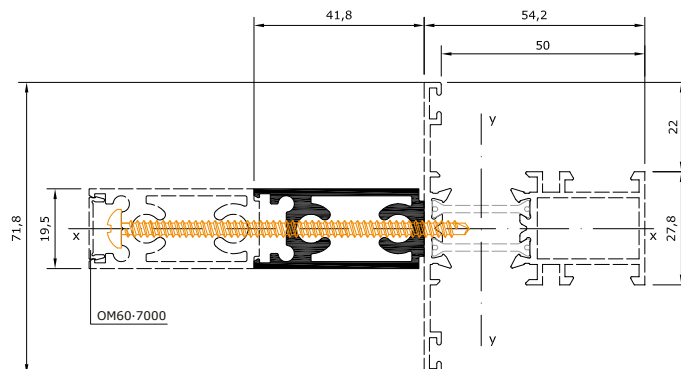
VJ70-7000 **B** **LB**
 (90003)



TP07-0279 **B** **LB**

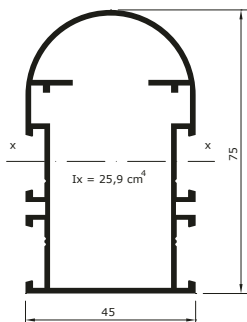


NT10-0279 **B** **LB**
NOVEDAD

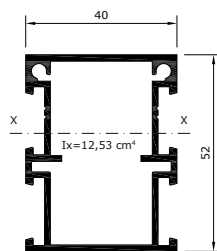


PERFILES ESTRUCTURALES DE REFUERZO - SERIES SIN RPT

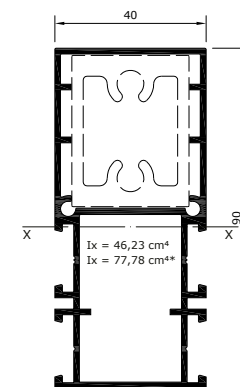
OF52-3060 **B**
 (5060)



OF52-3090 **B**



OF52-3099 **B**
NOVEDAD

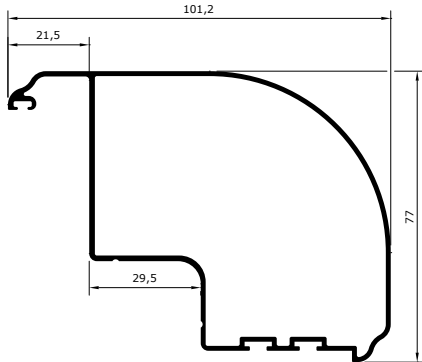


* Valor con refuerzo interior

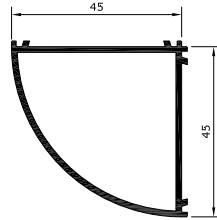
CANTONERAS

PC
11

PF40-3600 B LB
(70273)



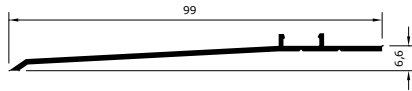
PF43-3600 B LB BLR
(59966)



CAPÍTULO 4.0.07


VIERTEGUAS CLIPAJE INNALTECH

TE19-0099 B LB PM BLR 90 10
(10021)

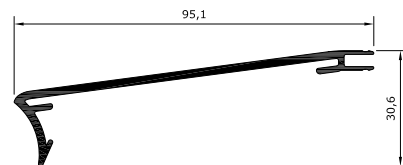


VIERTEGUAS CLIPAJE FRONTAL

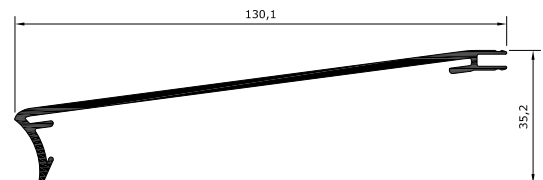
TE26-0073 B LB PM BLR
(66061)



TE27-0095 B
(L8112)

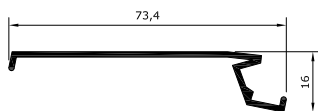


TE27-0130 B
(L8113)




VIERTEGUAS UNIVERSAL

TE90-0065 B LB PM BLR 90 10
(10015)

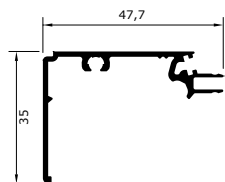


TE90-0069 B LB PM BLR
(61504)

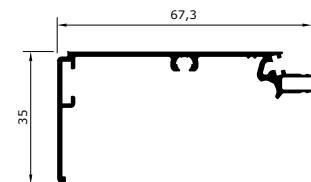


TAPÉES

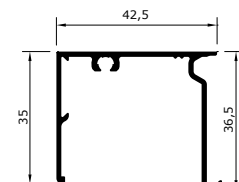
TE29-0047 B
(L8114)



TE29-0067 B
(L8117)

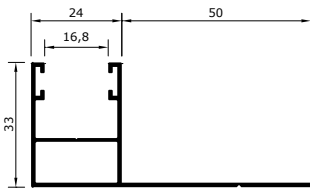


TE29-0042 B
(L8116)

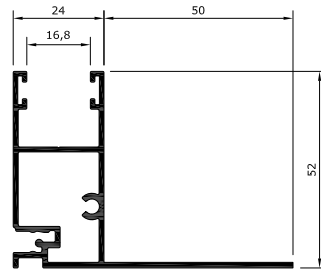


GUÍAS DE PERSIANA UNIVERSALES

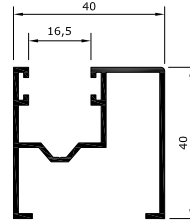
GP06-4996 B LB PM BLR 90 10
(64996)



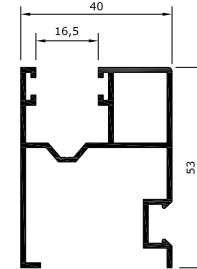
GP26-4996 B LB



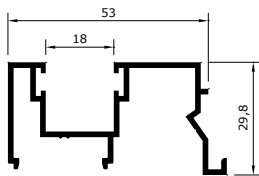
GP01-0679 B LB PM BLR
(10679)



GP01-0680 B LB PM BLR
(10680)

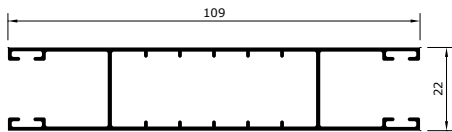


GP06-0869 B LB PM BLR
(60869)



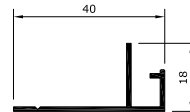
GUÍA DE PERSIANA CENTRAL

GP01-0014 B LB PM BLR
(10014)

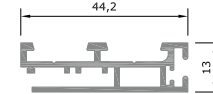


ADAPTADORES PARA REGISTROS DE PERSIANA

GP06-4999 B LB PM BLR
(64999)

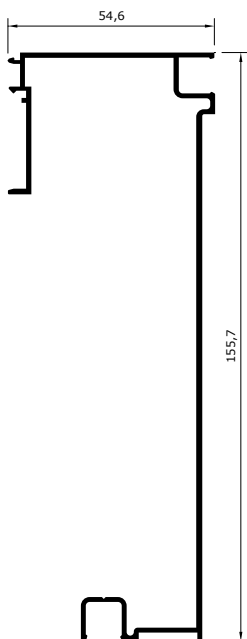


TP00-PL12
(PL12)

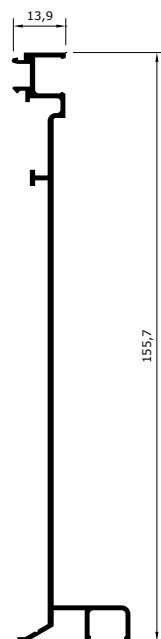


SISTEMA GUÍAS MONOBLOC COMPACTAS

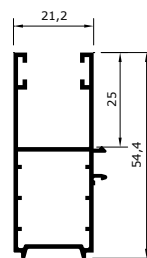
GP07-0121 B LB PM BLR
(70121)



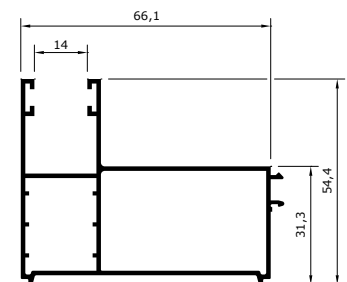
GP07-0122 B LB PM BLR
(70122)



GP07-0120 B LB PM BLR
(70120)



GP07-0669 B LB BLR
(70669)

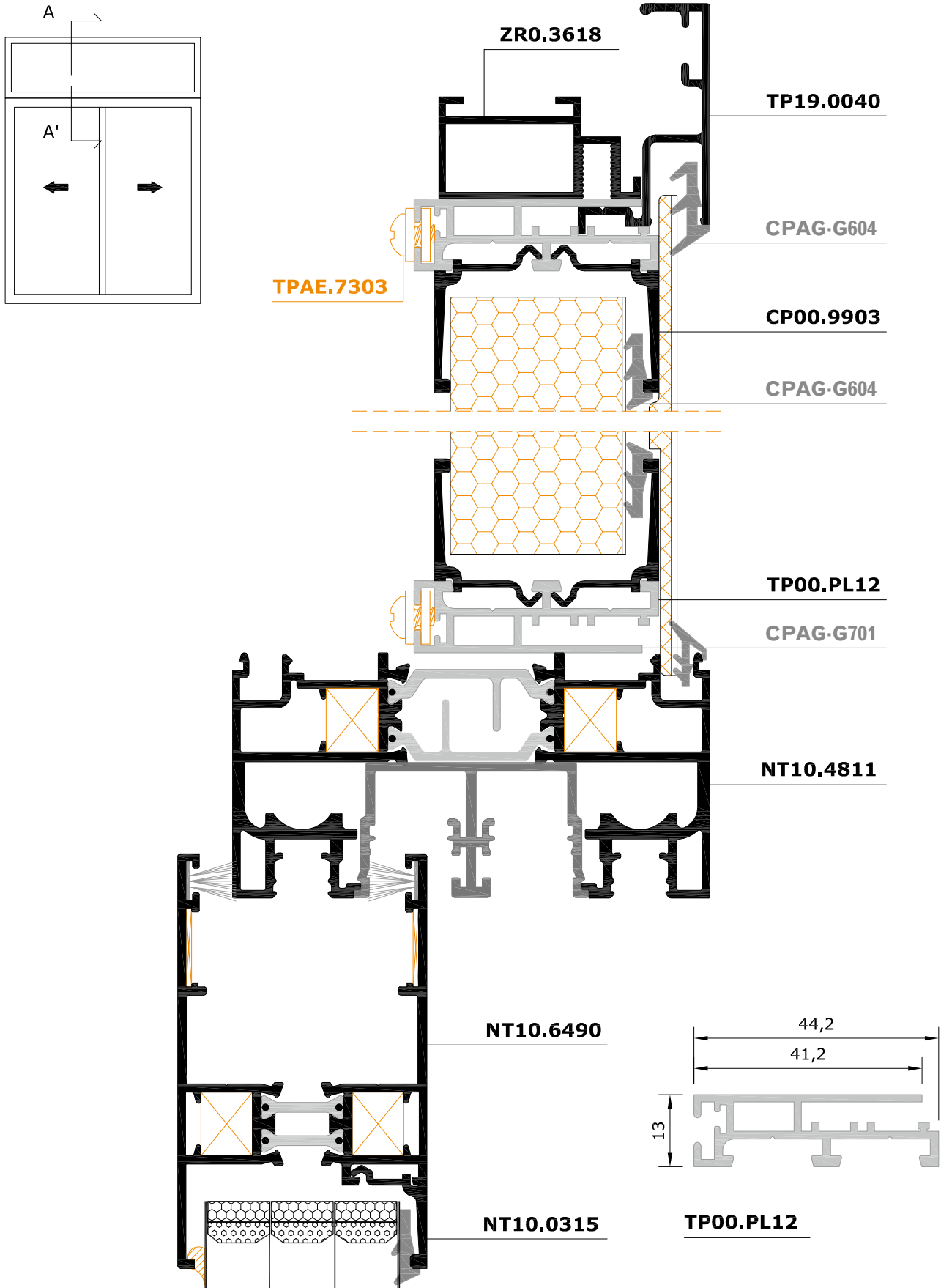




PROVISIONAL 28/02/24

REGISTRO DE PERSIANA CON ROTURA TÉRMICA

PC
13





COMPARATIVA RESULTADOS CÁLCULO DEL COEFICIENTE DE TRANSMISIÓN TÉRMICA (Uf) EN REGISTRO DE PERSIANA CON Y SIN RPT

Después de los ensayos realizados mediante el programa de cálculo del coeficiente de transmisión térmica THERM, podemos concluir que el sistema de registro de persiana con RPT puede llegar a aislar aproximadamente un **50% más** que el registro de persiana habitual sin RPT.

El sistema de registro con RPT además mejora sustancialmente el aislamiento acústico respecto al tradicional sin RPT.



Registro sin RPT

Registro con RPT

REGISTRO PERSIANA "SIN RPT"
CALCULADO MEDIANTE THERM 6
SEGÚN NORMA ISO 10077-2:2003

Uf = 4,027 W/m²K

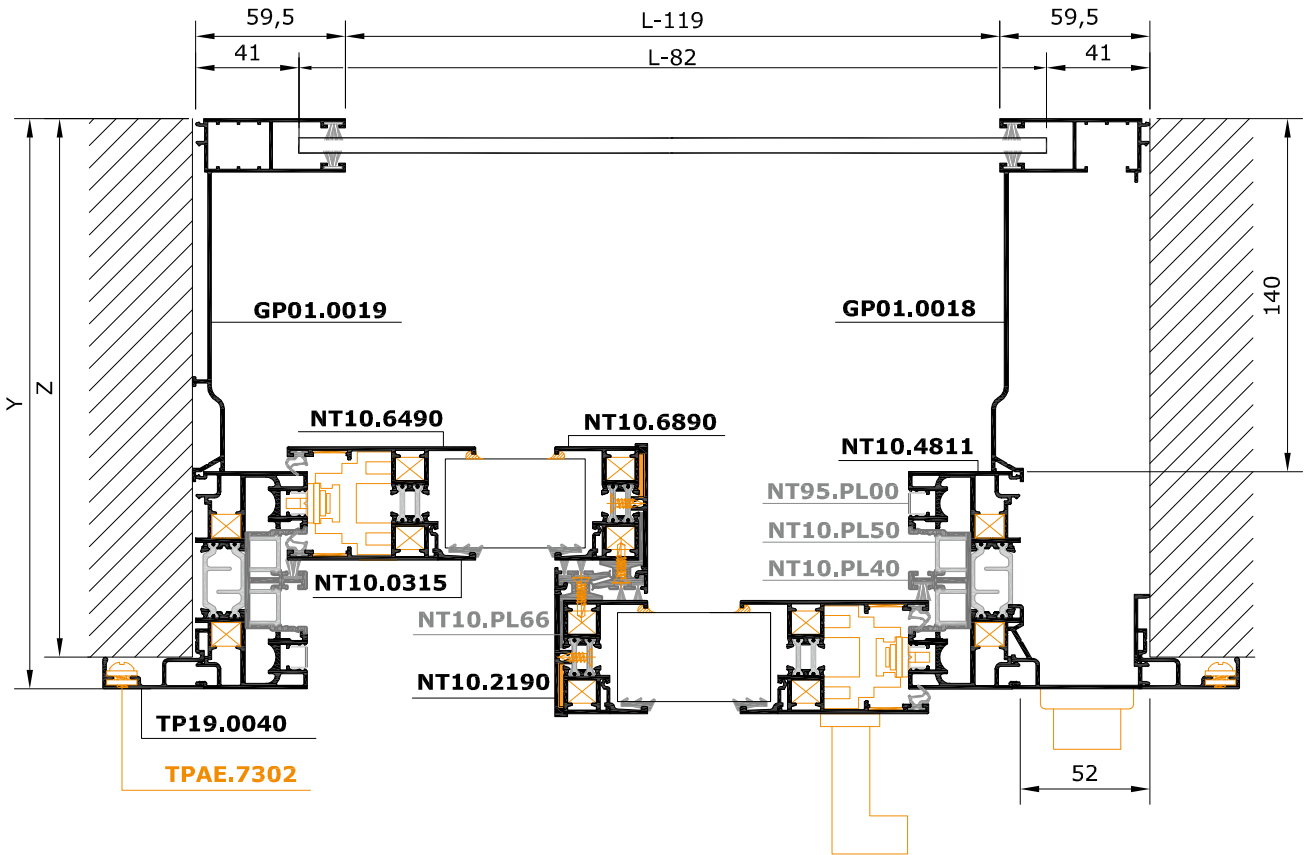
REGISTRO PERSIANA "CON RPT"
CALCULADO MEDIANTE THERM 6 SEGÚN
NORMA ISO 10077-2:2003

Uf = 2,27 W/m²K



SISTEMA GUÍAS MONOBLOC CON ROTURA TÉRMICA

PC
15



COMPOSICIONES SEGÚN PERSIANA

| | GP01-0017 | GP01-0018 | GP01-0019 |
|--------------------------------|------------|------------|------------|
| | | | |
| PERSIANA MOTORIZADA | | | 2 unidades |
| CINTA GUÍAS SIMÉTRICAS | 2 unidades | 2 unidades | |
| CINTA GUÍAS ASIMÉTRICAS | 1 unidad | 1 unidad | 1 unidad |

TABLA UTILIZACIÓN MONOBLOCS CON RPT SEGÚN MARCOS PRACTICABLE DE CADA SERIE

MEDIDA GUÍA MONOBLOC 140 MM

PC
16

| | | MARCOS POR SERIES Y MEDIDAS RESULTANTES | | | EJEMPLO PERFIL | CAJONES MONOBLOC | | | | |
|----------------------------|-----------------------------------|---|--------|-----------|----------------|------------------|----|----|----|----|
| | | MEDIDA MARCO | Y | Z | | 13 | 16 | 18 | 20 | 22 |
| PRACTICABLES | PRACTIC 40 | 40 mm | 180 mm | 168 mm | PF40-0111 | x | x | | | |
| | | 60 mm | 200 mm | 188 mm | PF40-0311 | x | x | x | | |
| | | 71 mm | 211 mm | 199 mm | PF40-0301 | x | x | x | x | |
| | ALFIL 45 | 45 mm | 185 mm | 173 mm | PF43-0111 | x | x | x | | |
| | | 71 mm | 211 mm | 199 mm | PF43-0601 | x | x | x | x | |
| | | 81 mm | 221 mm | 209 mm | PF43-0301 | x | x | x | x | |
| | PRACTIC 45 RPT | 45 mm | 185 mm | 173 mm | PT45-0111 | x | x | x | | |
| | | 56 mm | 196 mm | 184 mm | PT45-0122 | x | x | x | | |
| | | 65 mm | 205 mm | 193 mm | PT45-0301 | x | x | x | x | |
| | | 70 mm | 210 mm | 198 mm | PT45-0311 | x | x | x | x | |
| | ALFIL 45 RPT | 45 mm | 185 mm | 173 mm | AT45-0100 | x | x | x | | |
| | | 53 mm | 193 mm | 181 mm | AT45-0101 | x | x | x | | |
| | PRACTIC 54 RPT | 54 mm | 194 mm | 182 mm | PT54-0111 | x | x | x | | |
| | | 65 mm | 205 mm | 193 mm | PT54-0122 | x | x | x | x | |
| | | 74 mm | 214 mm | 202 mm | PT54-0301 | x | x | x | x | |
| | | 79 mm | 219 mm | 207 mm | PT54-0311 | x | x | x | x | |
| | PRACTIC 65 RPT | 65 mm | 205 mm | 193 mm | PT65-0111 | x | x | x | x | |
| | | PRACTIC 80 RPT | 80 mm | 220 mm | 208 mm | PT80-0111 | x | x | x | x |
| | PRACTIC HOJA OCULTA 70 RPT | 70 mm | 210 mm | 198 mm | HT70-0111 | x | x | x | x | |
| | | MAGNA RPT | 67 mm | 207 mm | 195 mm | MT67-0111 | x | x | x | x |
| CORREDERAS | NEXUS 60 | 60 mm | 200 mm | 188 mm | NF60-5901 | x | x | x | | |
| | | NEXUS 70 | 60 mm | 200 mm | 188 mm | NF70-5811 | x | x | x | |
| | NEXUS 70 | 71 mm | 211 mm | 199 mm | NF70-5911 | x | x | x | x | |
| | | 78 mm | 218 mm | 206 mm | NF70-5001 | x | x | x | x | |
| | | 81 mm | 221 mm | 209 mm | NF70-5611 | x | x | x | x | |
| | | NEXUS ELEVABLE 105 | 105 mm | 245 mm | 233 mm | NF10-5701 | x | x | x | x |
| | NEXUS 70 RPT | 45 mm | 185 mm | 173 mm | NT71-5900 | x | x | x | | |
| | | 70 mm | 210 mm | 198 mm | NT71-5811 | x | x | x | x | |
| | | 73 mm | 213 mm | 201 mm | NT71-5911 | x | x | x | x | |
| | | 79 mm | 219 mm | 207 mm | NT71-5611 | x | x | x | x | |
| | | NEXUS 95 RPT | 70 mm | 210 mm | 198 mm | NT95-4811 | x | x | x | x |
| | NEXUS 95 RPT | 83 mm | 223 mm | 211 mm | NT95-5911 | x | x | x | x | |
| | | 95 mm | 235 mm | 223 mm | NT95-4911 | x | x | x | x | |
| | | 130 mm | 270 mm | 258 mm | NT95-4013 | x | x | x | x | |
| | | 141 mm | 281 mm | 269 mm | NT95-4311 | x | x | x | x | |
| | | 176 mm | 316 mm | 304 mm | NT95-4014 | x | x | x | x | |
| | | 187 mm | 327 mm | 315 mm | NT95-4411 | x | x | x | x | |
| | | NEXUS 100 RPT | 86 mm | 226 mm | 214 mm | NT10-4811 | x | x | x | x |
| | NEXUS 100 RPT | 147 mm | 287 mm | 275 mm | NT10-4311 | x | x | x | x | |
| | | 200 mm | 340 mm | 328 mm | NT10-4411 | x | x | x | x | |
| NEXUS 100 GALANDAGE | | 115 mm | 255 mm | 243 mm | NT10-4010 | x | x | x | x | |
| NEXUS 100 GALANDAGE | 176 mm | 316 mm | 304 mm | NT10-4012 | x | x | x | x | | |
| | 237 mm | 377 mm | 365 mm | NT10-4013 | x | x | x | x | | |
| | 298 mm | 438 mm | 426 mm | NT10-4014 | x | x | x | x | | |
| | NEXUS 110 RPT | 105 mm | 245 mm | 233 mm | NT11-4811 | x | x | x | x | |
| NEXUS 110 RPT | 177 mm | 317 mm | 305 mm | NT11-4311 | x | x | x | x | | |
| | NEXUS ELEVABLE 145 RPT | 139 mm | 279 mm | 267 mm | NT14-5911 | x | x | x | x | |
| | 145 mm | 285 mm | 273 mm | NT71-5811 | x | x | x | x | | |

Y: medida total de la guía monobloc (140 mm) + medida del marco utilizado

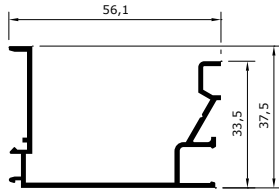
Z: medida total de la guía monobloc (140 mm) + medida del marco utilizado - espesor del tapajuntas (12 mm)



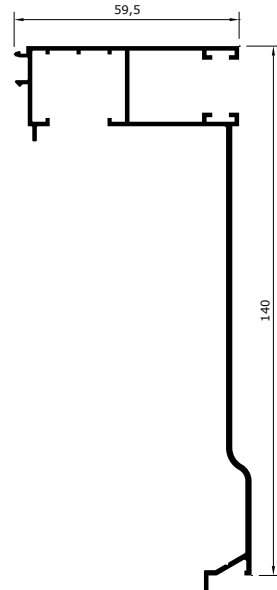
PC
17

SISTEMA GUÍAS MONOBLOC CON RPT


GP01-0017 **B LB PM BLR** $\frac{90}{10}$
(10017)



GP01-0018 **B LB PM BLR** $\frac{90}{10}$
(10018)

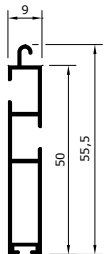


GP01-0019 **B LB PM BLR** $\frac{90}{10}$
(10019)

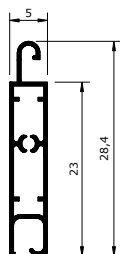


LAMAS DE PERSIANA EXTRUSIÓN

GP01-0031 **B**
(10031)



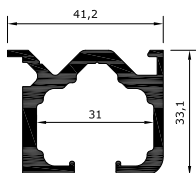
GP01-0030 **B**
(10030)



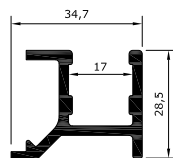
CAPÍTULO 4.3.00

GUÍAS PARA PLEGABLES

W00R-9092 **B** $\frac{90}{10}$

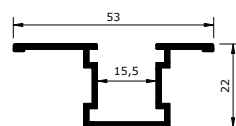


W00R-9091 **B** $\frac{90}{10}$

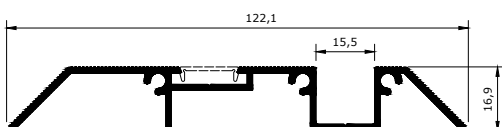


OM60-9091 **B LB PM** $\frac{90}{10}$

(72842) **NOVEDAD**



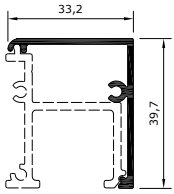
OM60-0800 **B PM**



GUÍAS PARA SISTEMA CLOSED

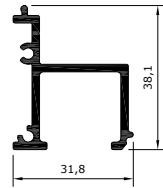
VJ70-9191 **B** **LB**

NOVEDAD

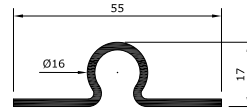


VJ70-9192 **PM**

NOVEDAD



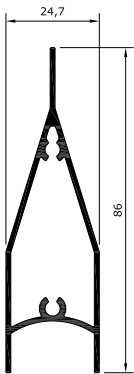
VJ70-9061 **B**



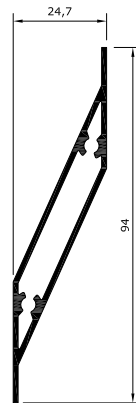
CAPÍTULO 4.4.01

LAMAS FIJAS

XX07-0086 **B** **LB** (18152)

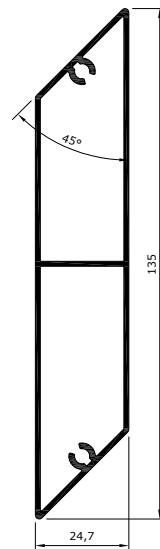


XX07-0094 **B** **LB**
(74165)



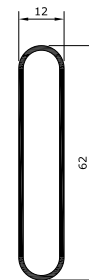
XX07-0135 **B**

NOVEDAD



XX06-0062 **B** **LB** **BLR**

(66166)

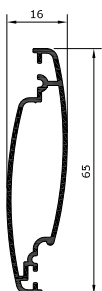


CAPÍTULO 4.4.06

SISTEMA LAMA MÓVIL LUNA

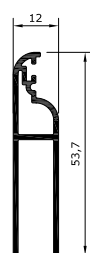
XX06-0065 **B** **LB** **BLR**

(10010)



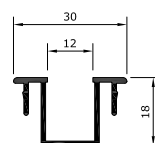
XX06-0011 **B** **LB** **BLR**

(10011)



XX06-0012 **B** **LB** **PM** **BLR**

(10012)



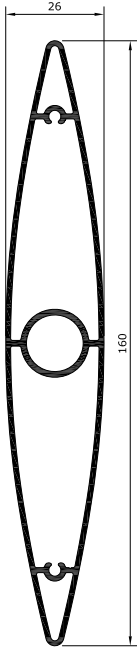


PROVISIONAL 28/02/24

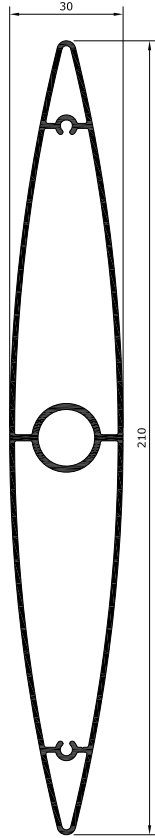
LAMAS AVIÓN OPACITY

PC
19

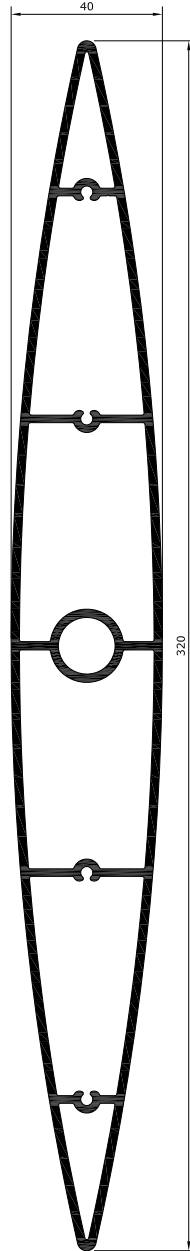
XX06-0160 **B**
(11851)



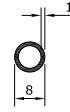
XX06-0210 **B**
(11852)



XX06-0320 **B**
(11853)



008 **B** **PM**
(Varilla 8 mm)



Q10 **B**
NOVEDAD

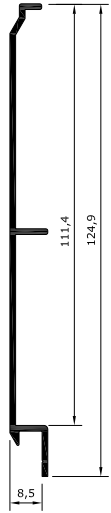




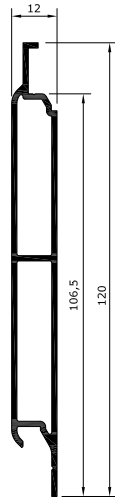
E: 1/2

MACHIHEMRADO

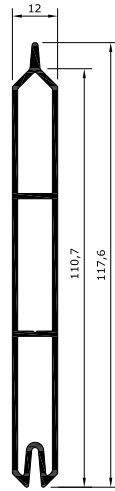
XX09-4044



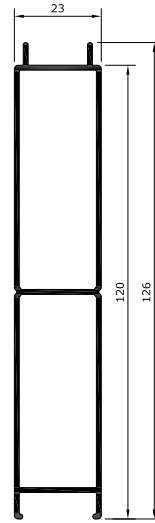
XX09-1410 B
(11410)



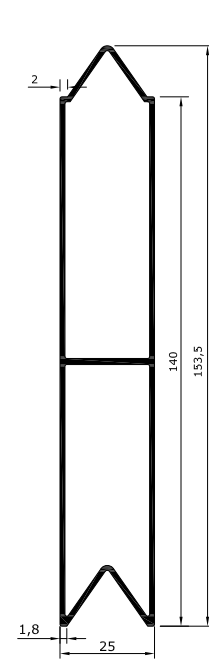
XX09-7992 B LB BLR
(7992)



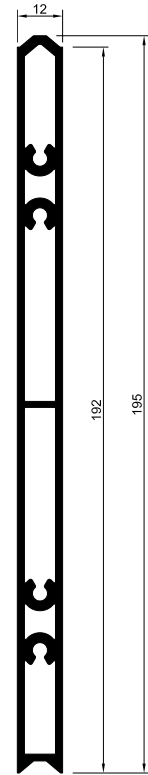
XX09-6346 B LB
(6346)



XX09-0140 B LB



XX09-0195 B
NOVEDAD

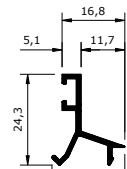


PC
20

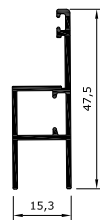
CAPÍTULO 4.4.16

PERFILES PORTICÓN INTERNO


CP00-9900 B LB
(69869)



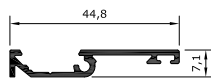
XX06-0016 B LB
(65916)



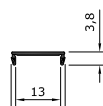
XX09-7992 B LB BLR
(7992)



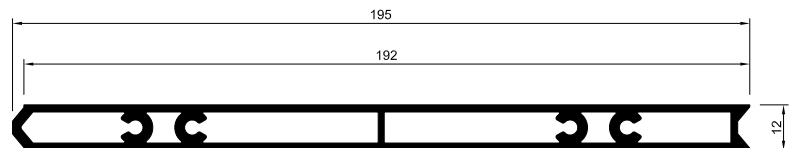
OB30-2390 B LB



OM60-7000 B LB PM BLR
(2131)



XX09-0195 B
NOVEDAD

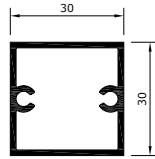
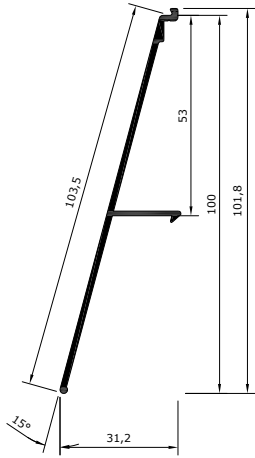


LAMAS AIREATOR

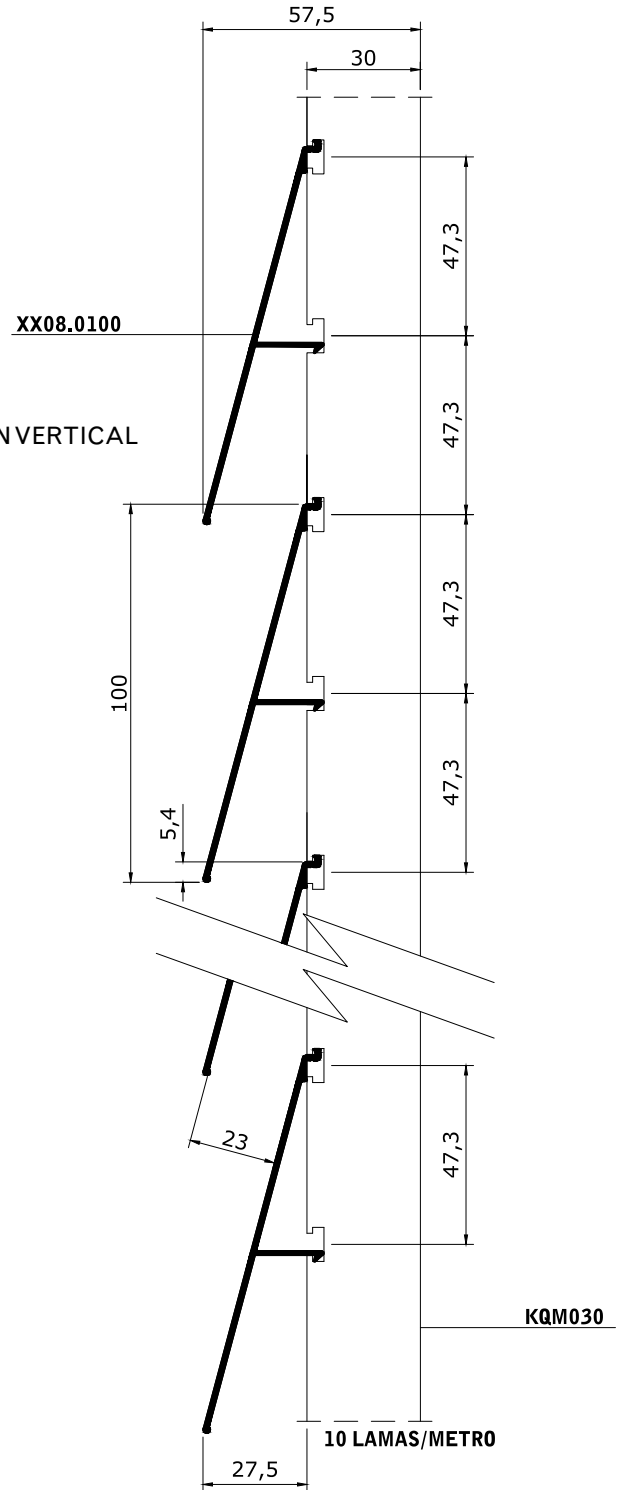
PC
21

XX08-0100 B
(11961)

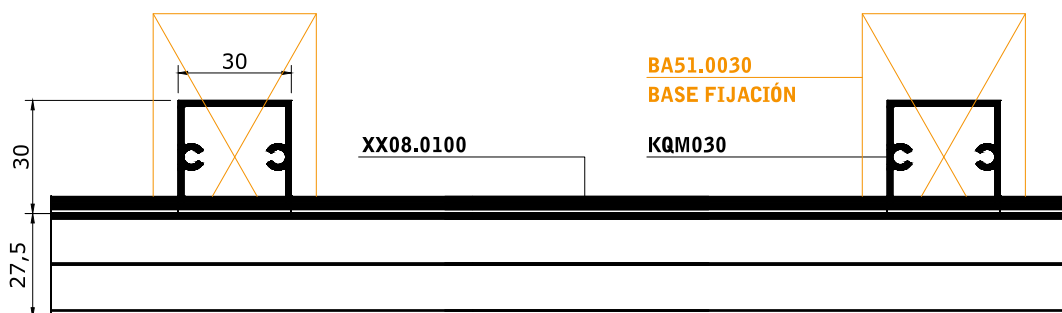

KQM030 B
(7956M)



SECCIÓN VERTICAL



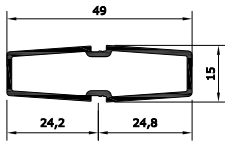
OPCIONES DE UTILIZACIÓN DE LAMAS AIREATOR



SECCIÓN HORIZONTAL

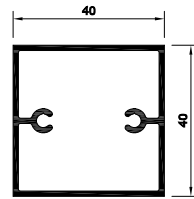
LAMAS ROMBOIDE

XX08-0049 **B**
 (11959)




(Cuidado con la colocación del perfil, tiene mano)

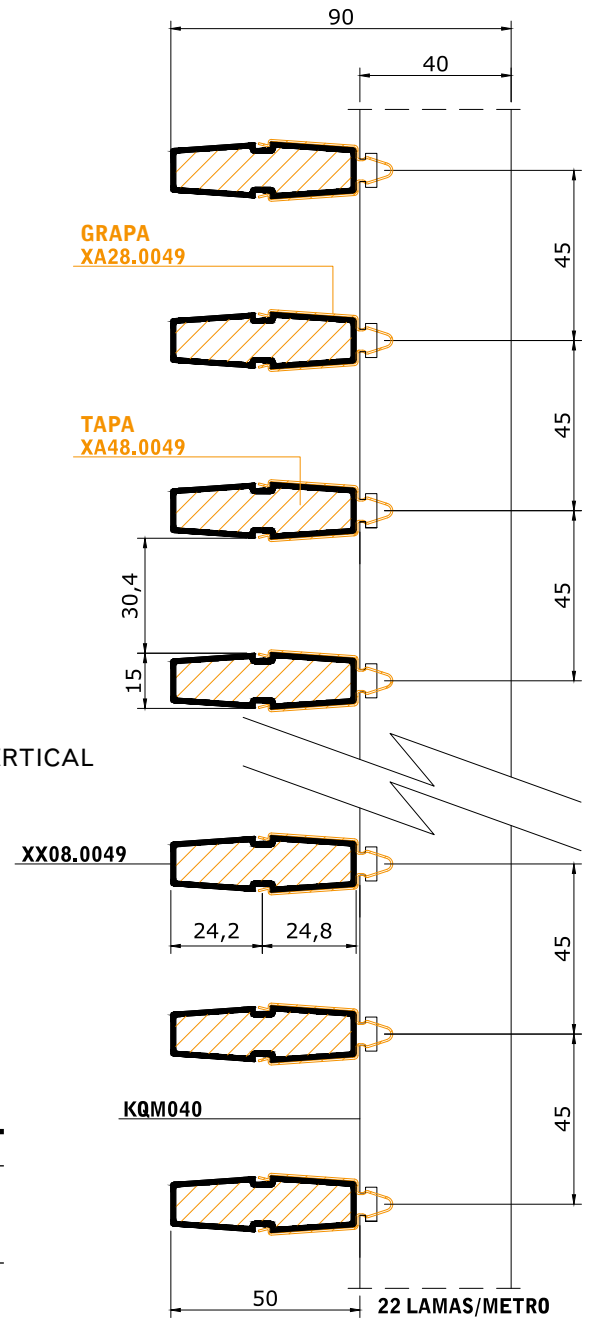
KQM040 **B**
 (8722M)



OPCIONES DE UTILIZACIÓN DE LAMAS ROMBOIDE

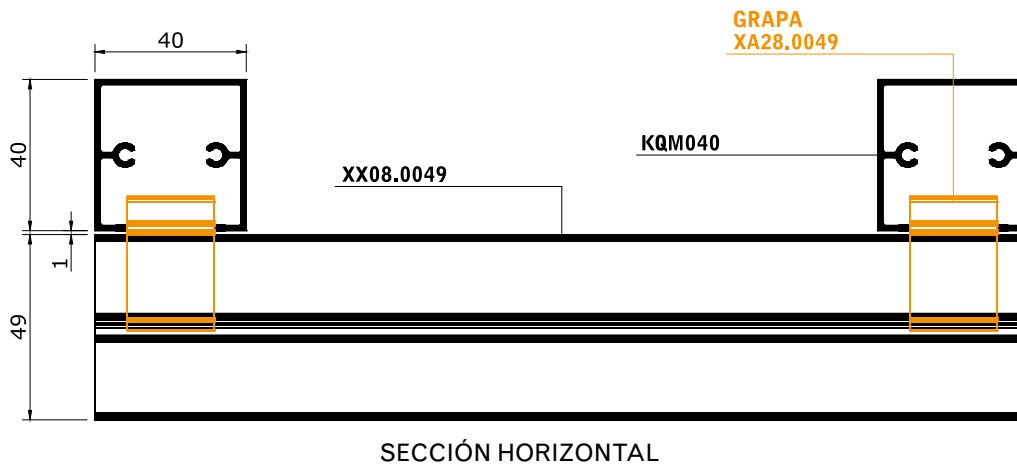


SECCIÓN VERTICAL



ACCESORIOS

| ESQUEMA | REF | DESCRIPCIÓN |
|---------|----------------------------|--|
| | XA28.0049 (1940) | Grapa fijación lama SHADOW SUN XX08-0049 (11959) para sistema Romboide |
| | XA48.0049 (1941) | Tapa lateral lama SHADOW SUN XX08-0049 (11959) para sistema Romboide |

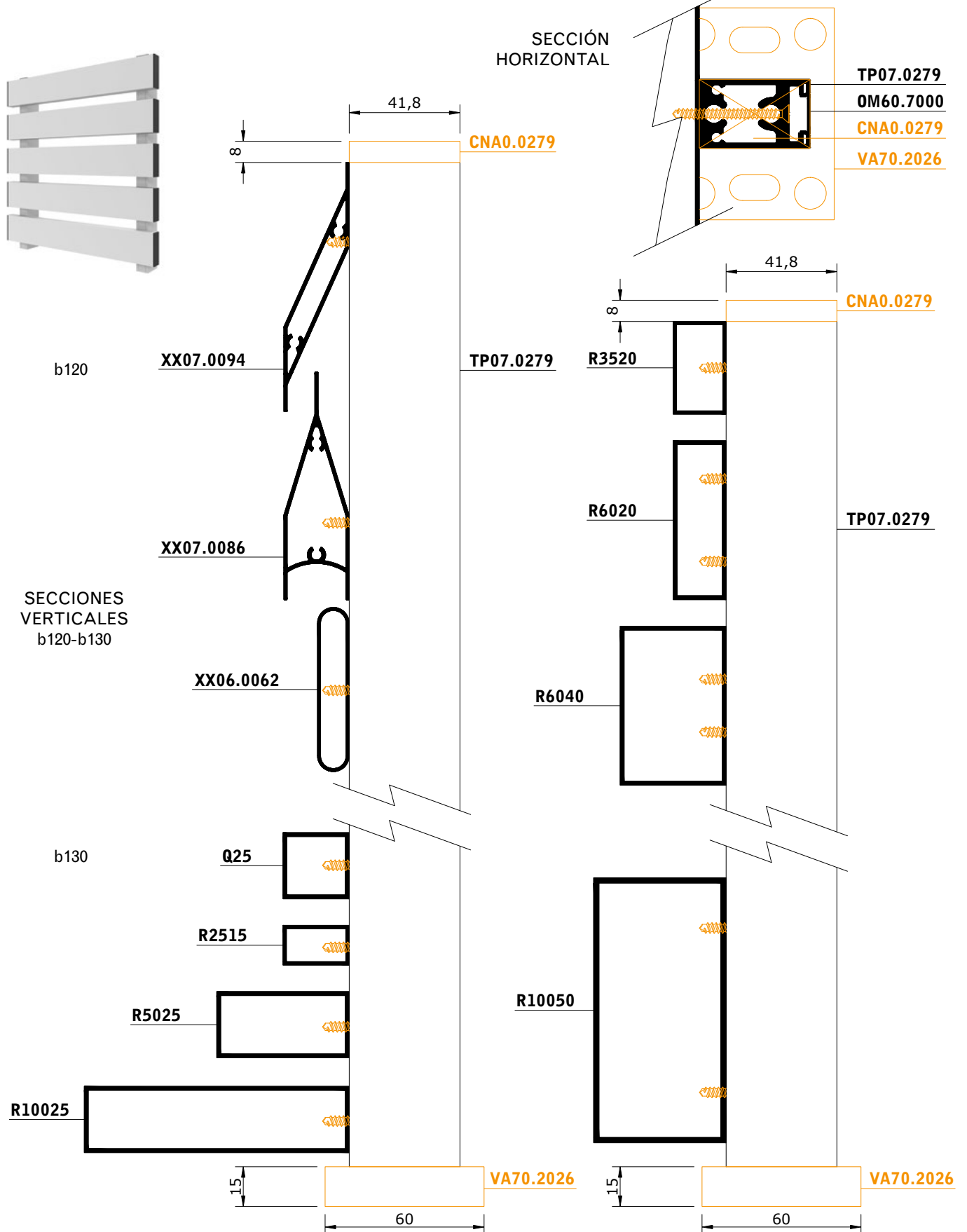


SECCIÓN HORIZONTAL

OPCIONES DE UTILIZACIÓN DE LAMAS Y TUBOS CONTINUOS CON PERFIL TP07-0279

PC 23 EJEMPLOS LAMAS FIJAS Y TUBOS HORIZONTALES SHADOW SUN

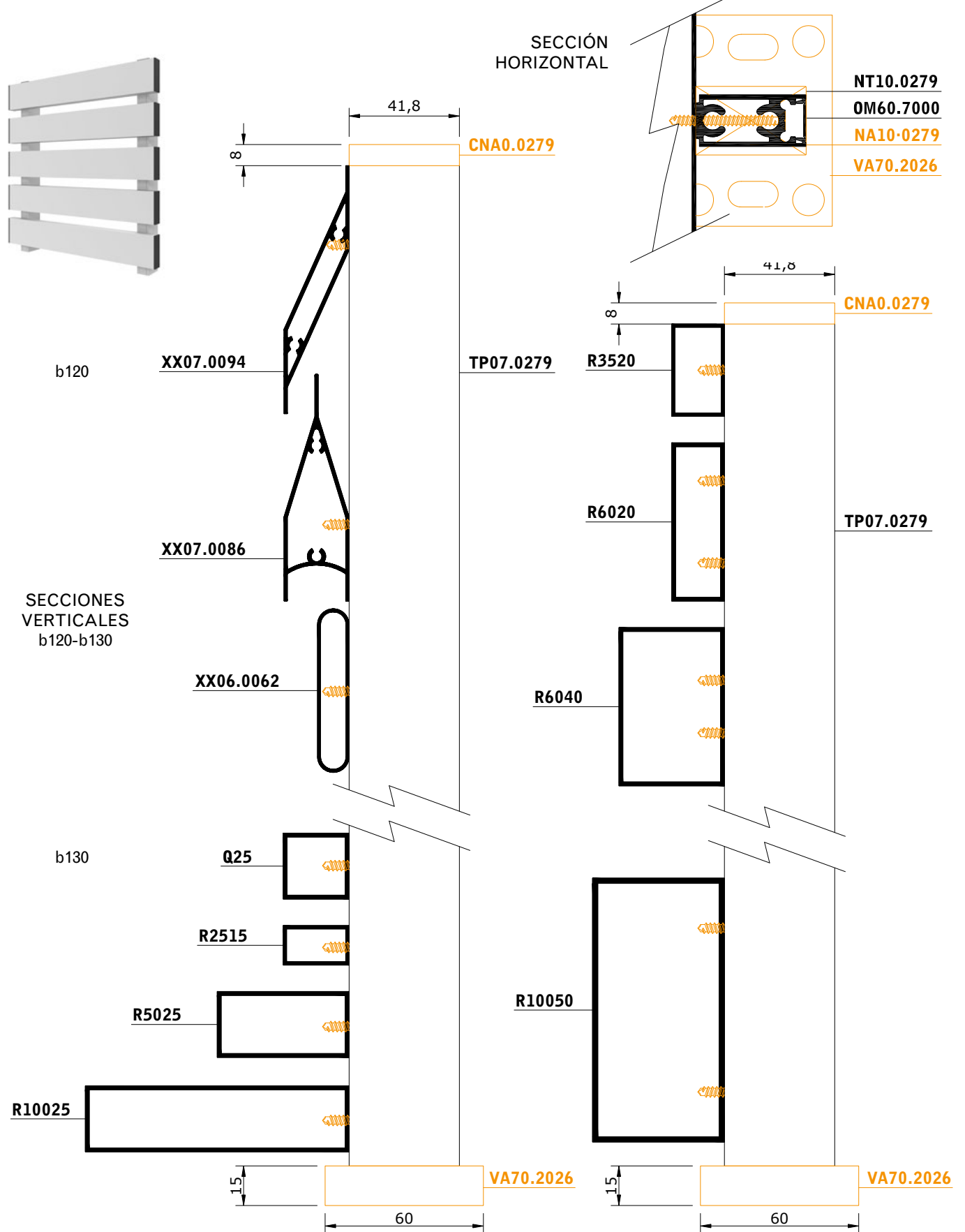
EJEMPLOS TUBOS VERTICALES SHADOW SUN



OPCIONES DE UTILIZACIÓN DE LAMAS Y TUBOS CONTINUOS CON PERFIL NT10-0279

EJEMPLOS LAMAS FIJAS Y TUBOS HORIZONTALES
SHADOW SUN

EJEMPLOS TUBOS VERTICALES
SHADOW SUN

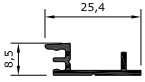




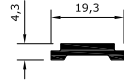
PERFILES VARIOS

PC
25

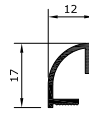
TE29-0025 **B**
(65000)



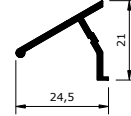
CP05-8951 **NLR**
(58951)



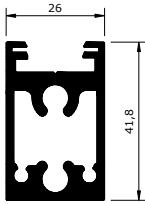
TE06-0012 **B** **LB** **PM** **BLR** **90/10**
(67296)



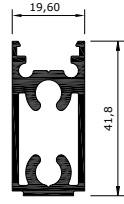
TE07-0023 **B** **LB** **PM** **BLR**
(62020)



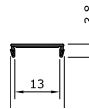
TP07-0279 **B**



NT10-0279 **B**
NOVEDAD

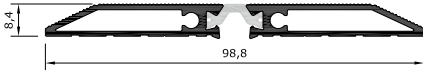


OM60-7000 **B** **LB** **PM** **BLR**
(2131)



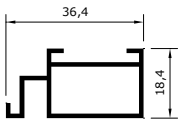
PERFILES PARA CIERRE BAJO PUERTA

PT45-0800 **PM**

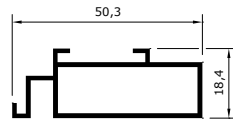


PREMARCOS SIN ROTURA TÉRMICA

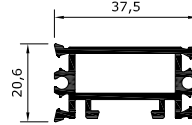
ZR00-3618 B
(5010)



ZR00-5018 B
(5011)



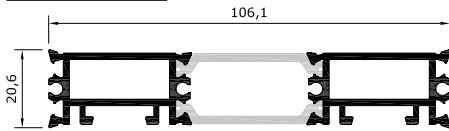
ZR00-3721 B



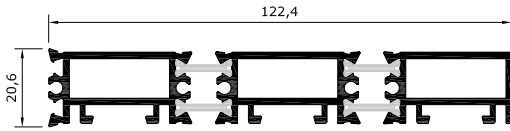
CAPÍTULO 4.0.09.2

PREMARCOS CON ROTURA TÉRMICA

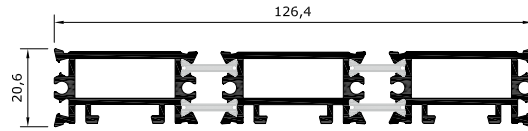
ZRRT-0106 B



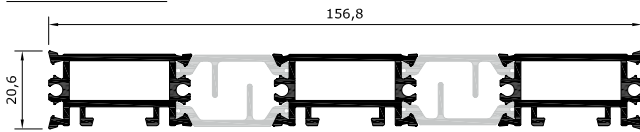
ZRRT-0122 B



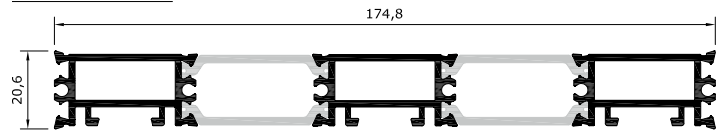
ZRRT-0126 B



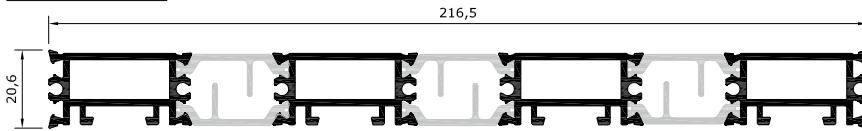
ZRRT-0157 B



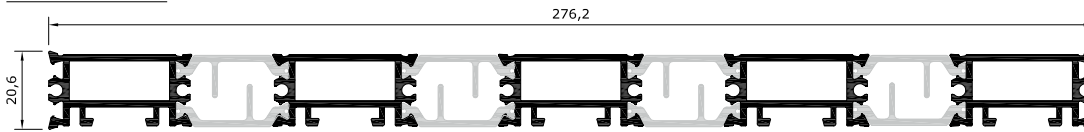
ZRRT-0175 B



ZRRT-0217 B



ZRRT-0276 B





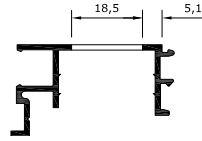
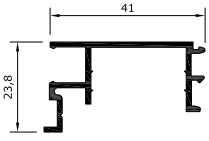
SISTEMA AIREACIÓN INTEGRADO

PC
27

GP07-3693 B

GPM7-3693 B LB

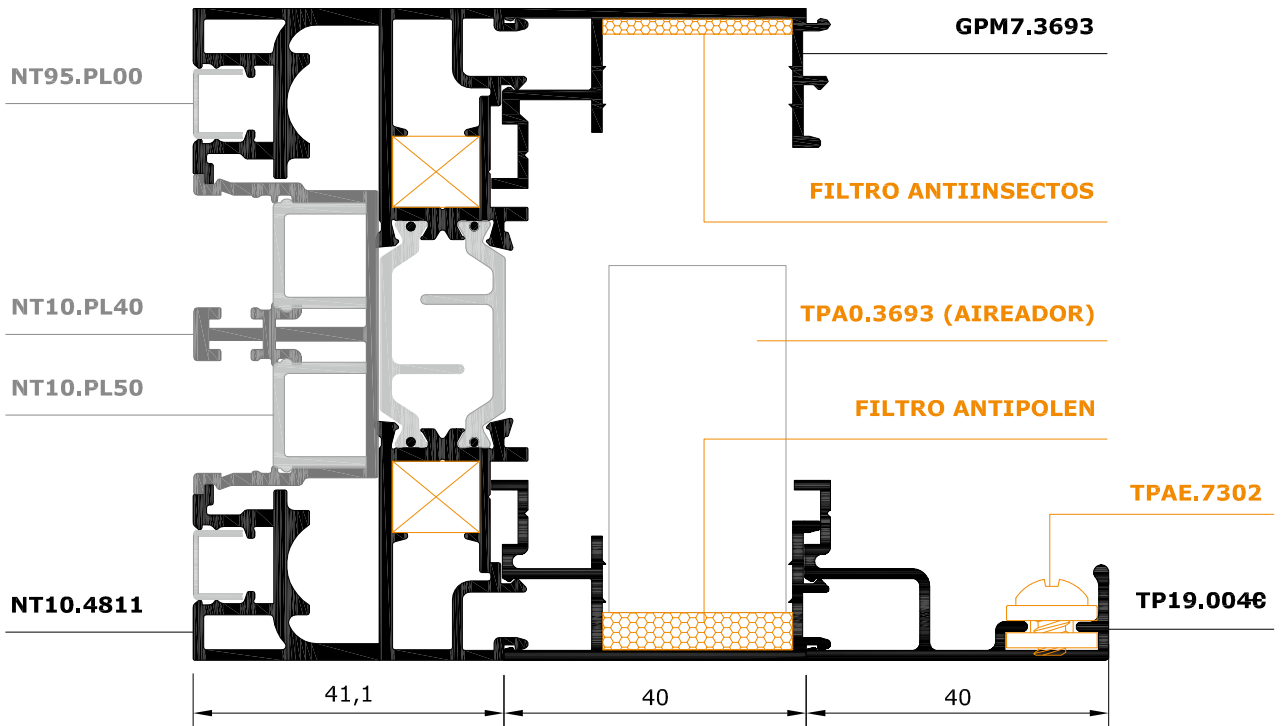
mecanizado



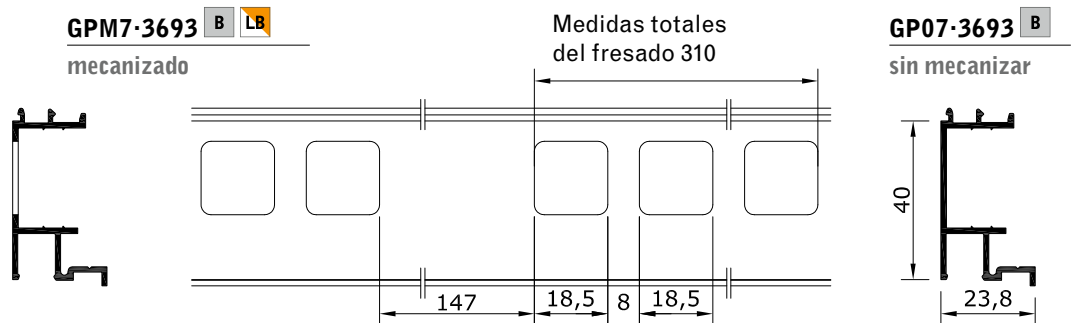
APLICACIÓN PERFILY ACCESORIO AIREADOR

E: 1/1

*Sección mínima del marco 52 mm
Colocación de los distintos componentes del aireador
por gradiente atmosférico TPA0-3693



Aireador por gradiente atmosférico TPA0-3693
Dimensiones base: Ancho: 23,8 mm
Alto: 345 mm
Profundo: 44,8 mm



* Posibilidad de mecanizado a medida

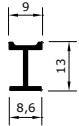


POSIBILIDADES DE UNIONES ENTRE SERIES MEDIANTE LAS DISTINTAS COMBINACIONES DE PERFILES TP01-0022, TP01-0023 Y TP06-4760

PC
28

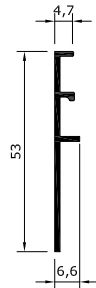
TP01-0022 **B** **LB** **PM** **BLR** **90** **10**

(10022)



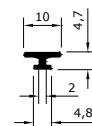
TP01-0023 **B** **LB** **PM** **BLR** **90** **10**

NOVEDAD



TP06-4760 **B** **LB** **PM** **BLR** **90** **10**

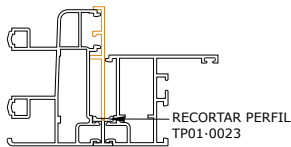
(64760)



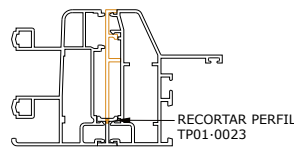
SERIES FRÍAS (SIN RPT)

PRACTIC 40

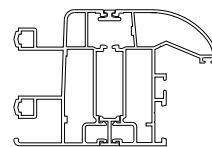
NF60-5901 + PF40-0111



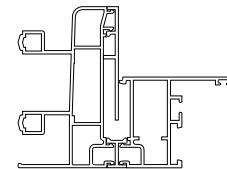
NF60-5901 + PF40-0311



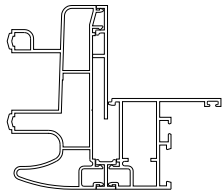
NF60-5901 + PF40-0601



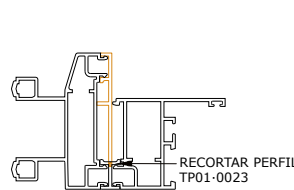
NF70-5911 + PF40-0111



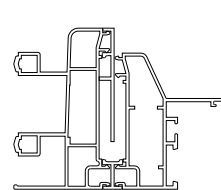
NF70-5611 + PF40-0111



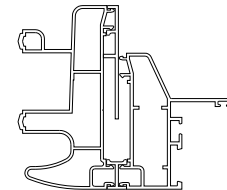
NF70-5811 + PF40-0111



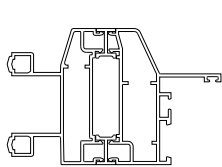
NF70-5911 + PF40-0311



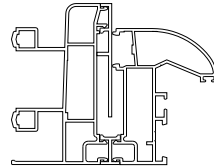
NF70-5611 + PF40-0311



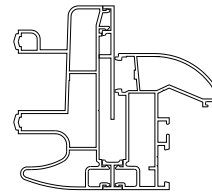
NF70-5811 + PF40-0311



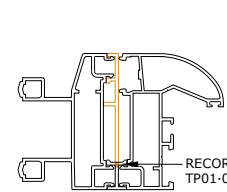
NF70-5911 + PF40-0601



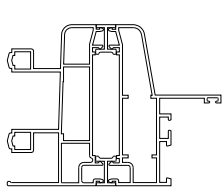
NF70-5611 + PF40-0601



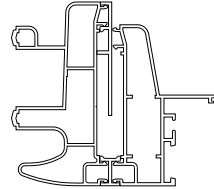
NF70-5811 + PF40-0601



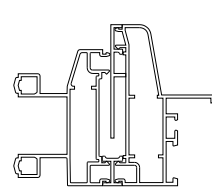
NF70-5911 + PF40-0301



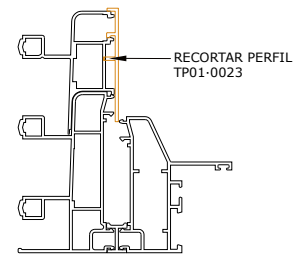
NF70-5611 + PF40-0301



NF70-5811 + PF40-0301



NF70-5911 + NF70-5000 + PF40-0311

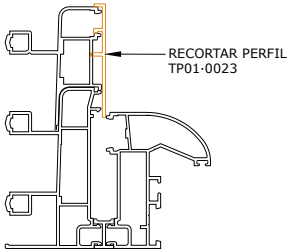




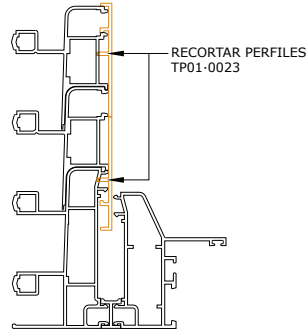
PC
29

PRACTIC 40

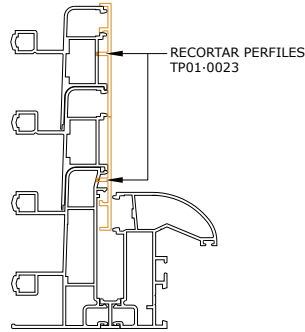
NF70-5911 + NF70-5000 + PF40-0601



NF70-5911 + (2xNF70-5000) + PF40-0311

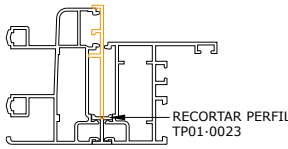


NF70-5911 + (2xNF70-5000) + PF40-0601

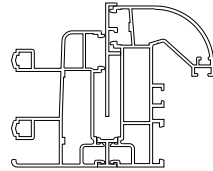


ALFIL 45

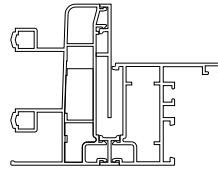
NF60-5901 + PF43-0111



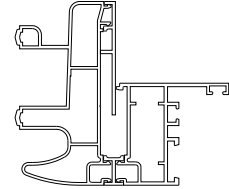
NF60-5901 + PF43-0601



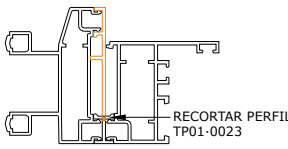
NF70-5911 + PF43-0111



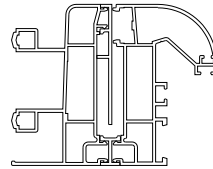
NF70-5611 + PF43-0111



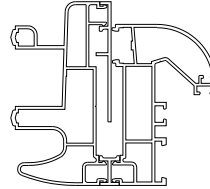
NF70-5811 + PF43-0111



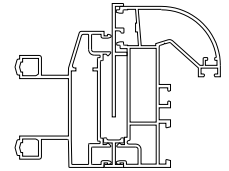
NF70-5911 + PF43-0601



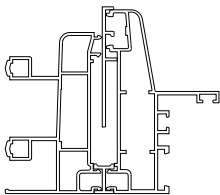
NF70-5611 + PF43-0601



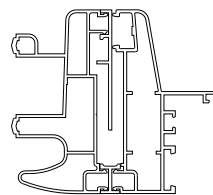
NF70-5811 + PF43-0601



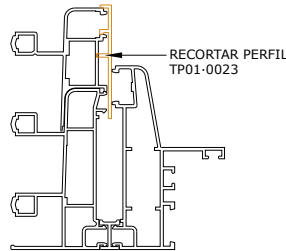
NF70-5911 + PF43-0301



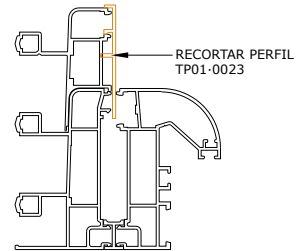
NF70-5611 + PF43-0301



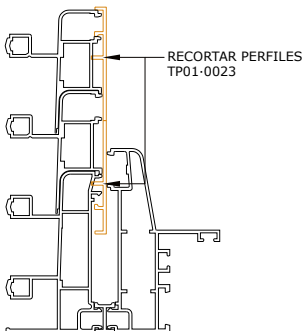
NF70-5911 + NF70-5000 + PF43-0301



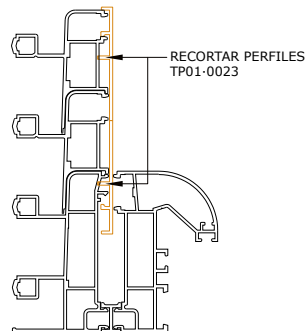
NF70-5911 + NF70-5000 + PF43-0601



NF70-5911 + (2xNF70-5000) + PF43-0301



NF70-5911 + (2xNF70-5000) + PF43-0601



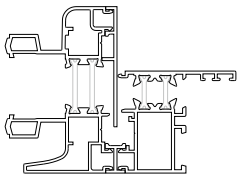


SERIES CON ROTURA TÉRMICA (CON RPT)

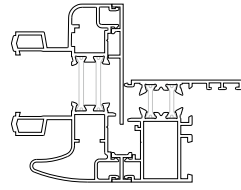
PRACTIC 45 RPT

PC
30

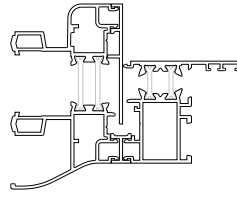
NT71-5911 + PT45-0111



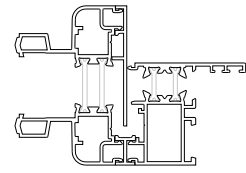
NT71-5611 + PT45-0111



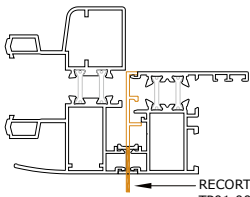
NT71-5511 + PT45-0111



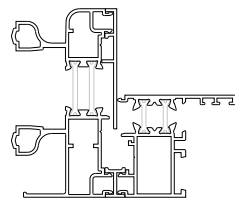
NT71-5811 + PT45-0111



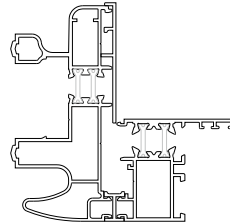
NT71-5701 + PT45-0111



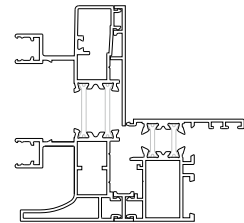
NT95-5911 + PT45-0111



NT95-5601 + PT45-0111



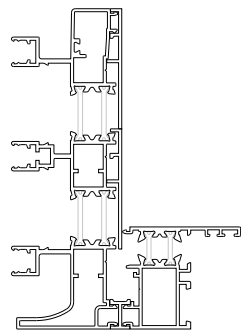
NT95-4911 + PT45-0111



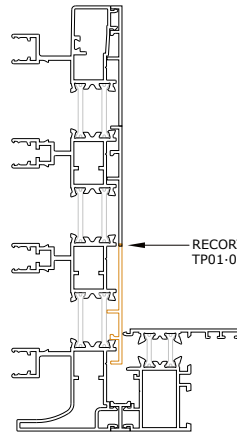
NT95-4811 + PT45-0111



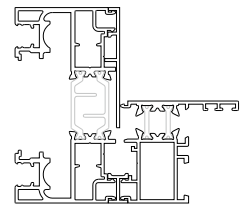
NT95-4311 + PT45-0111



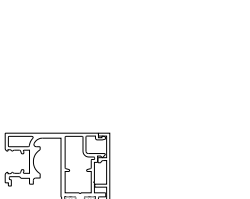
NT95-4411 + PT45-0111



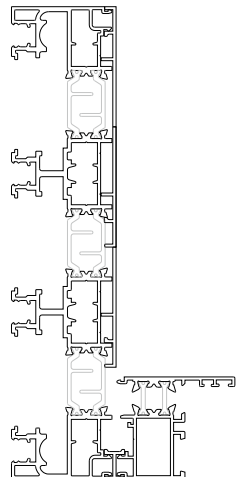
NT10-4811 + PT45-0111



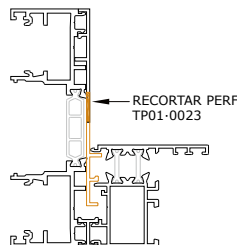
NT10-4311 + PT45-0111



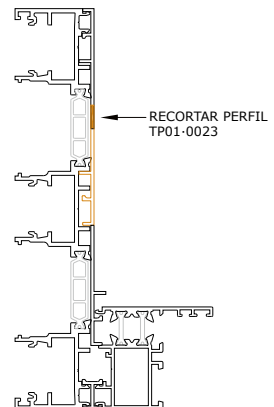
NT10-4411 + PT45-0111



NT11-4811 + PT45-0111



NT11-4311 + PT45-0111

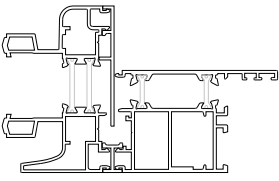




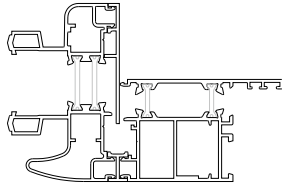
PC
31

PRACTIC 45 RPT

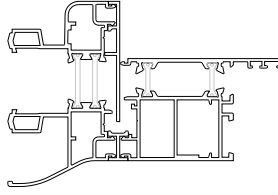
NT71-5911 + PT45-0411



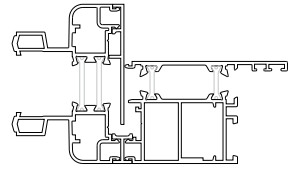
NT71-5611 + PT45-0411



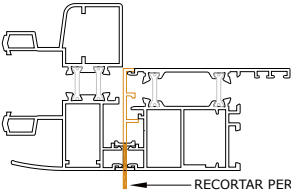
NT71-5511 + PT45-0411



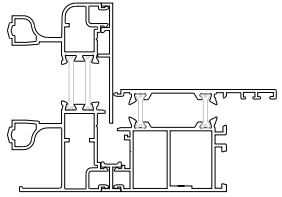
NT71-5811 + PT45-0411



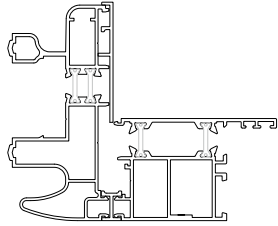
NT71-5701 + PT45-0411



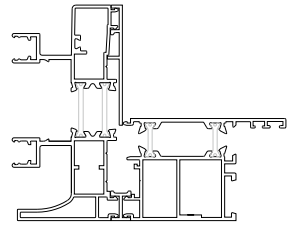
NT95-5911 + PT45-0411



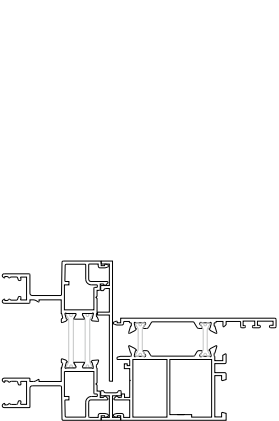
NT95-5601 + PT45-0411



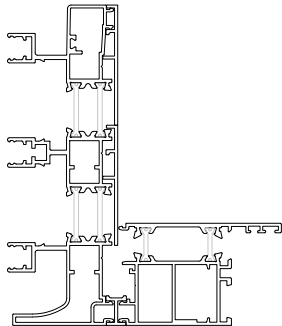
NT95-4911 + PT45-0411



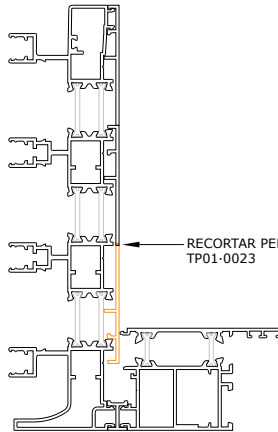
NT95-4811 + PT45-0411



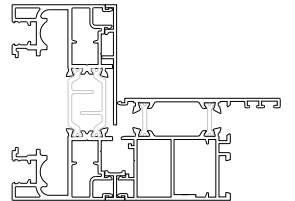
NT95-4311 + PT45-0411



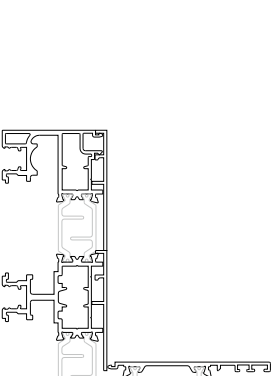
NT95-4411 + PT45-0411



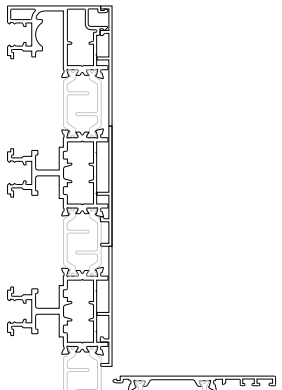
NT10-4811 + PT45-0411



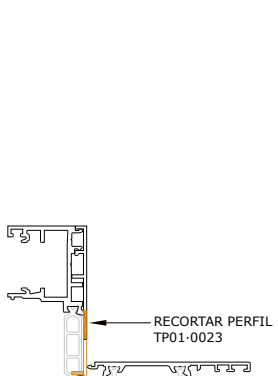
NT10-4311 + PT45-0411



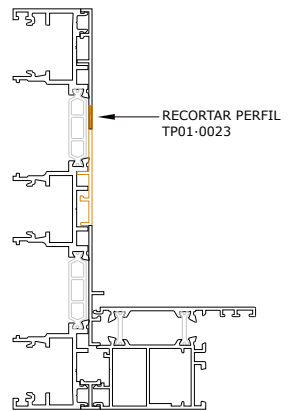
NT10-4411 + PT45-0411



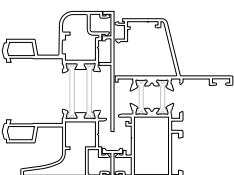
NT11-4811 + PT45-0411



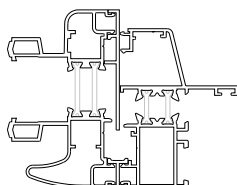
NT11-4311 + PT45-0411



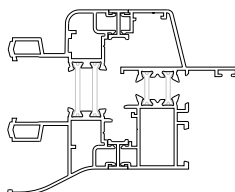
NT71-5911 + PT45-0311



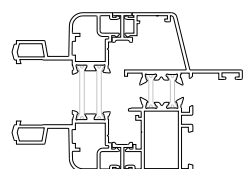
NT71-5611 + PT45-0311



NT71-5511 + PT45-0311



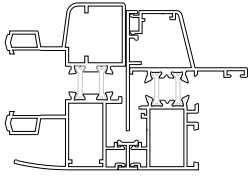
NT71-5811 + PT45-0311





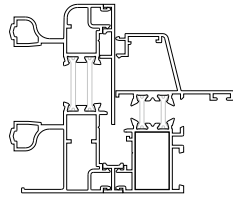
PRACTIC 45 RPT

NT71-5701 + PT45-0311



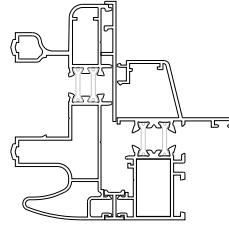
NT95-4811 + PT45-0311

NT95-5911 + PT45-0311



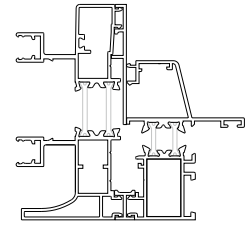
NT95-4311 + PT45-0311

NT95-5601 + PT45-0311

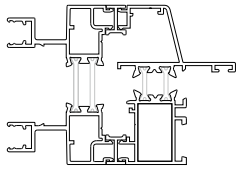


NT95-4411 + PT45-0311

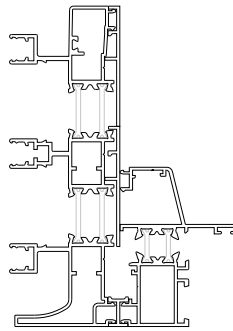
NT95-4911 + PT45-0311



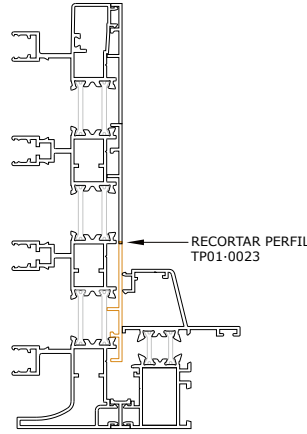
NT10-4811 + PT45-0311



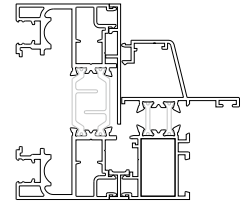
NT10-4311 + PT45-0311



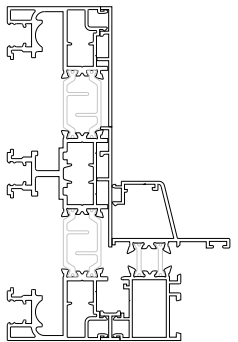
NT10-4411 + PT45-0311



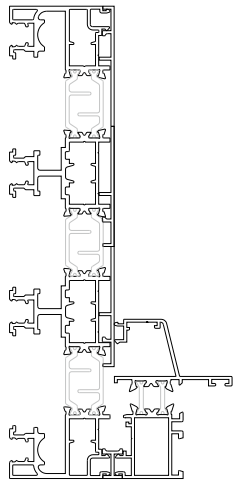
NT11-4811 + PT45-0311



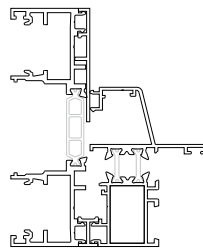
NT11-4311 + PT45-0311



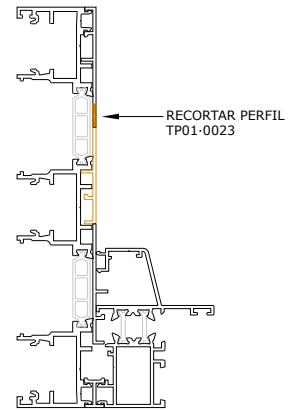
NT71-5911 + PT45-0301



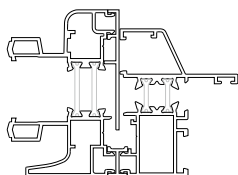
NT71-5611 + PT45-0301



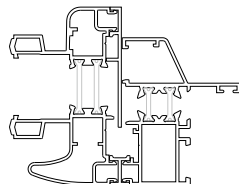
NT71-5511 + PT45-0301



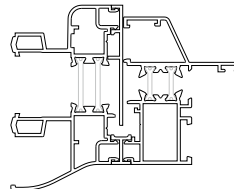
NT71-5811 + PT45-0301



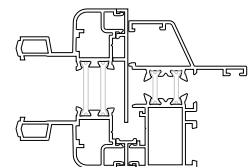
NT71-5701 + PT45-0301



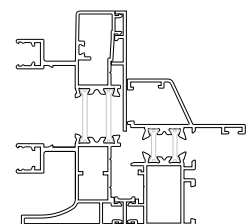
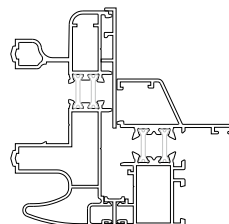
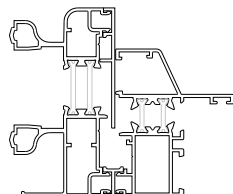
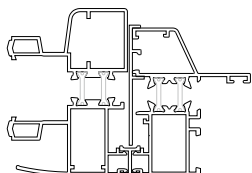
NT95-5911 + PT45-0301



NT95-5601 + PT45-0301



NT95-4911 + PT45-0301

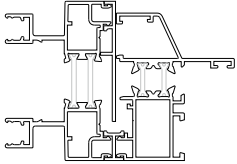




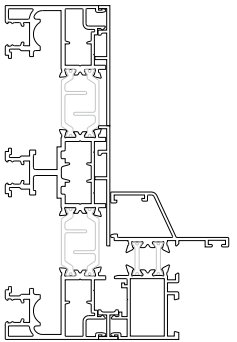
PC
33

PRACTIC 45 RPT

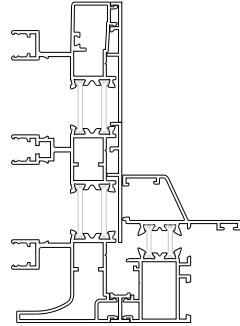
NT95-4811 + PT45-0301



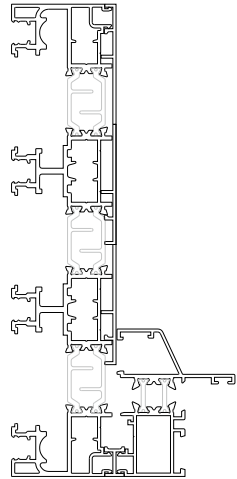
NT10-4311 + PT45-0301



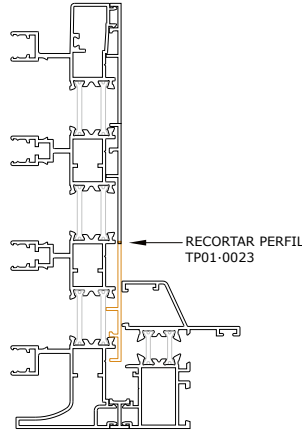
NT95-4311 + PT45-0301



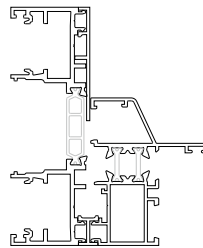
NT10-4411 + PT45-0301



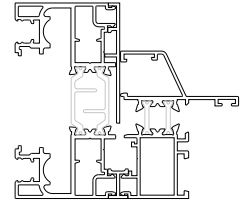
NT95-4411 + PT45-0301



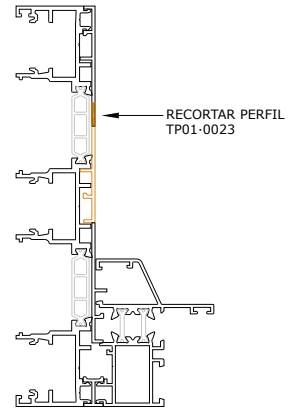
NT11-4811 + PT45-0301



NT10-4811 + PT45-0301



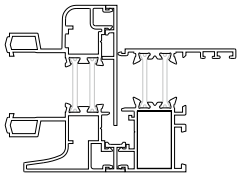
NT11-4311 + PT45-0301



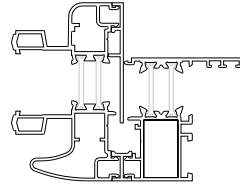


PRACTIC 54 RPT

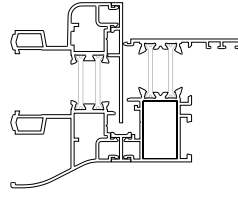
NT71-5911 + PT54-0111



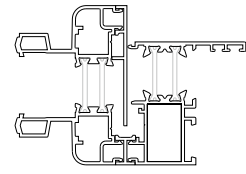
NT71-5611 + PT54-0111



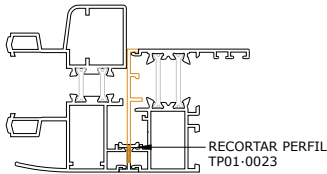
NT71-5511 + PT54-0111



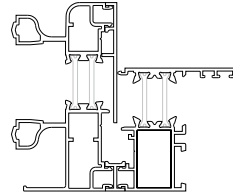
NT71-5811 + PT54-0111



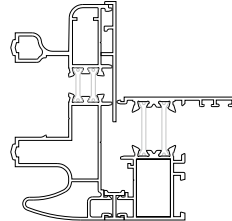
NT71-5701 + PT54-0111



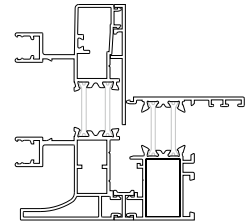
NT95-5911 + PT54-0111



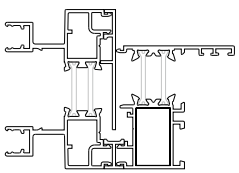
NT95-5601 + PT54-0111



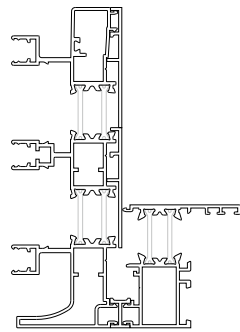
NT95-4911 + PT54-0111



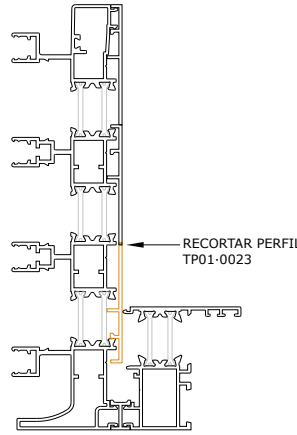
NT95-4811 + PT54-0111



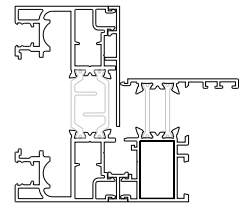
NT95-4311 + PT54-0111



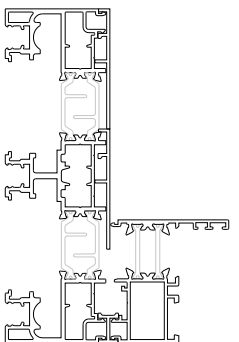
NT95-4411 + PT54-0111



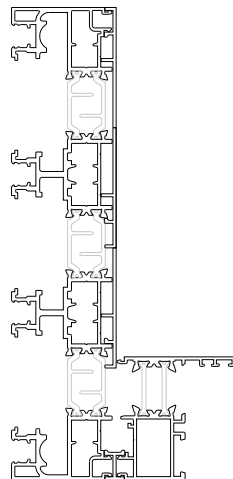
NT10-4811 + PT54-0111



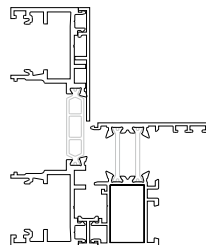
NT10-4311 + PT54-0111



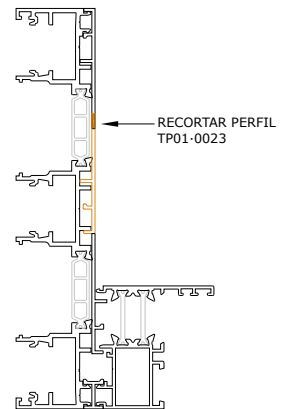
NT10-4411 + PT54-0111



NT11-4811 + PT54-0111



NT11-4311 + PT54-0111

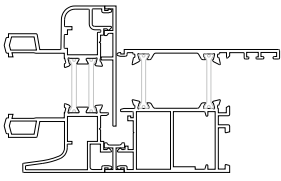




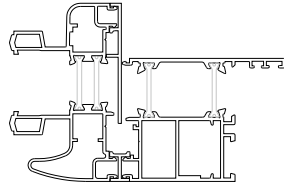
PC
35

PRACTIC 54 RPT

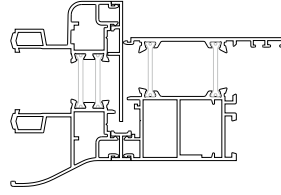
NT71-5911 + PT54-0411



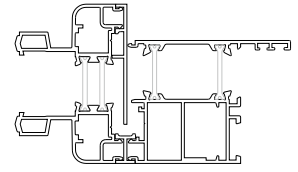
NT71-5611 + PT54-0411



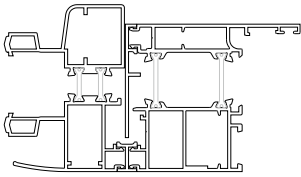
NT71-5511 + PT54-0411



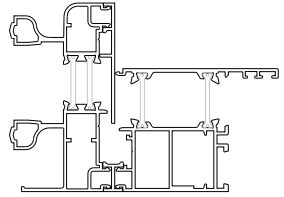
NT71-5811 + PT54-0411



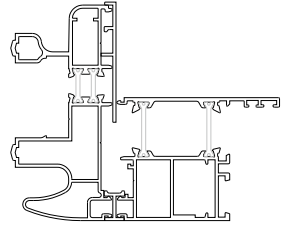
NT71-5701 + PT54-0411



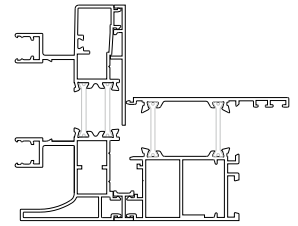
NT95-5911 + PT54-0411



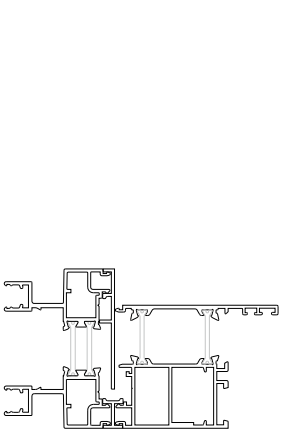
NT95-5601 + PT54-0411



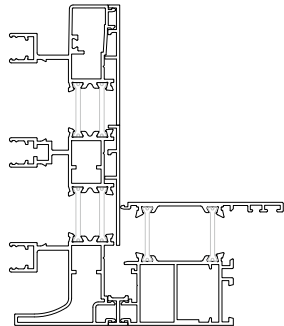
NT95-4911 + PT54-0411



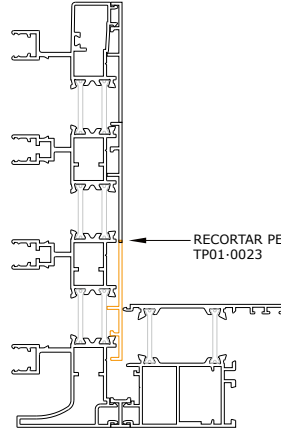
NT95-4811 + PT54-0411



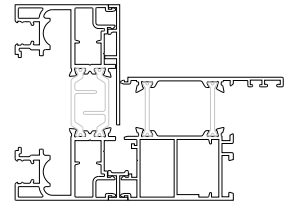
NT95-4311 + PT54-0411



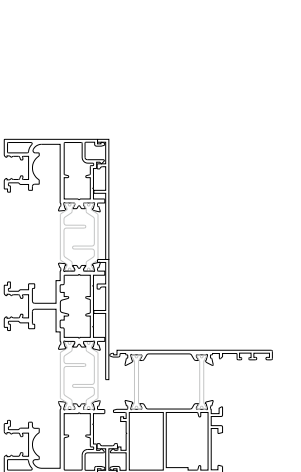
NT95-4411 + PT54-0411



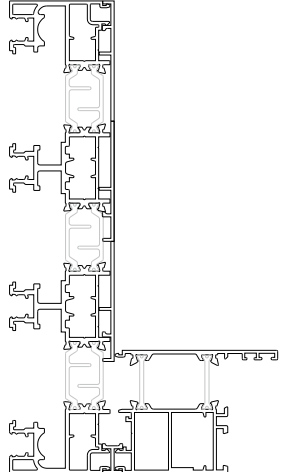
NT10-4811 + PT54-0411



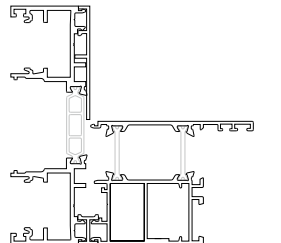
NT10-4311 + PT54-0411



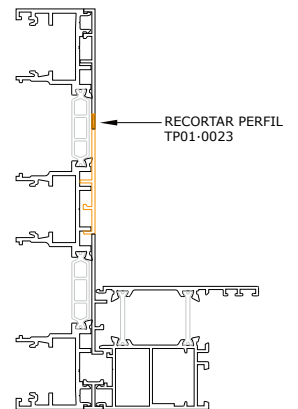
NT10-4411 + PT54-0411



NT11-4811 + PT54-0411



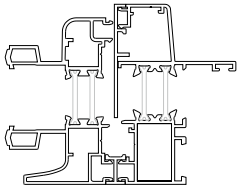
NT11-4311 + PT54-0411



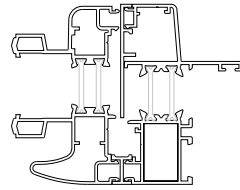


PRACTIC 54 RPT

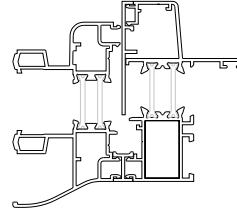
NT71-5911 + PT54-0311



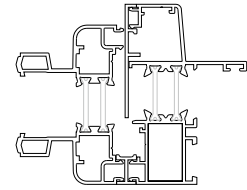
NT71-5611 + PT54-0311



NT71-5511 + PT54-0311

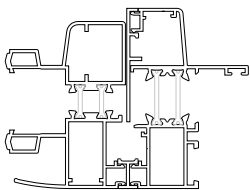


NT71-5811 + PT54-0311

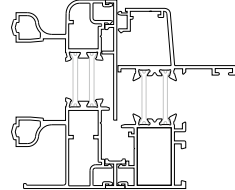


PC
36

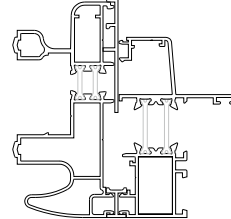
NT71-5701 + PT54-0311



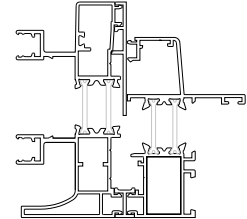
NT95-5911 + PT54-0311



NT95-5601 + PT54-0311



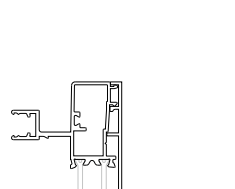
NT95-4911 + PT54-0311



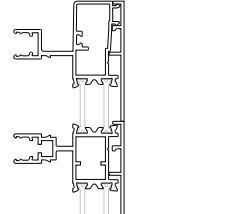
NT95-4811 + PT54-0311



NT95-4311 + PT54-0311



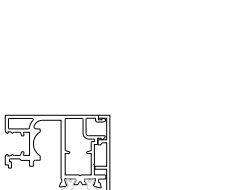
NT95-4411 + PT54-0311



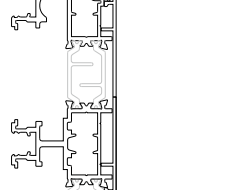
NT10-4811 + PT54-0311



NT10-4311 + PT54-0311



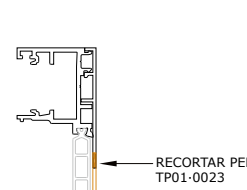
NT10-4411 + PT54-0311



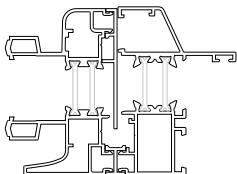
NT11-4811 + PT54-0311



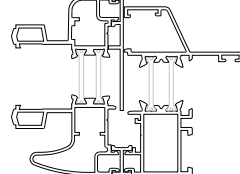
NT11-4311 + PT54-0311



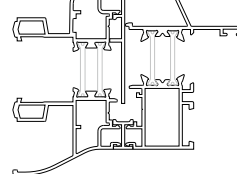
NT71-5911 + PT54-0301



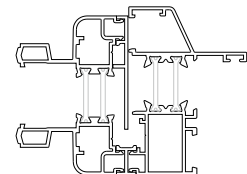
NT71-5611 + PT54-0301



NT71-5511 + PT54-0301



NT71-5811 + PT54-0301

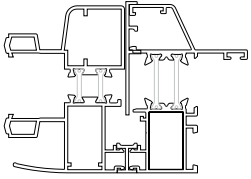




PC
37

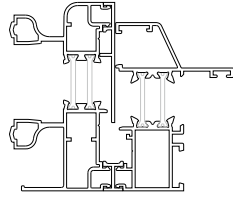
PRACTIC 54 RPT

NT71-5701 + PT54-0301



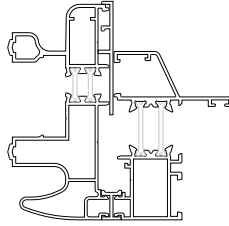
NT95-4811 + PT54-0301

NT95-5911 + PT54-0301



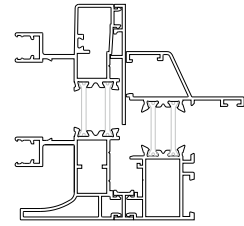
NT95-4311 + PT54-0301

NT95-5601 + PT54-0301

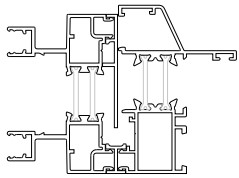


NT95-4411 + PT54-0301

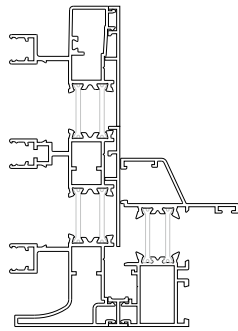
NT95-4911 + PT54-0301



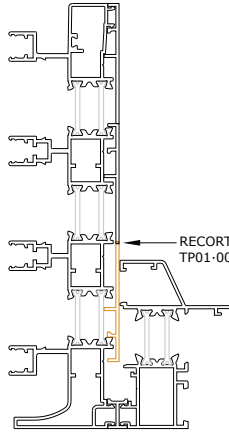
NT10-4811 + PT54-0301



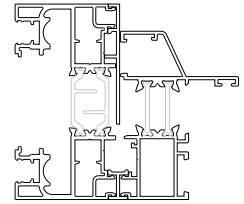
NT10-4311 + PT54-0301



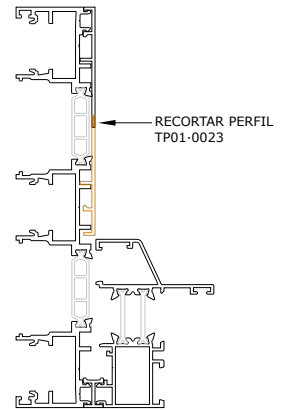
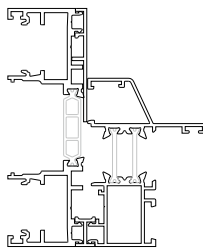
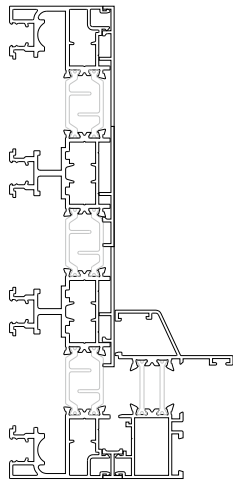
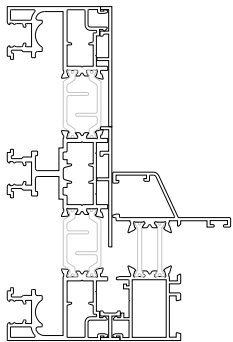
NT10-4411 + PT54-0301



NT11-4811 + PT54-0301



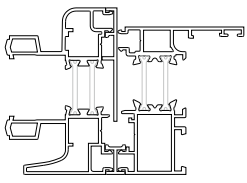
NT11-4311 + PT54-0301



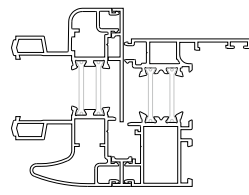


PRACTIC 65 RPT

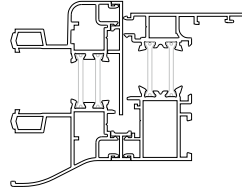
NT71-5911 + PT65-0111



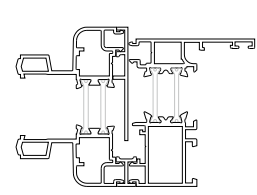
NT71-5611 + PT65-0111



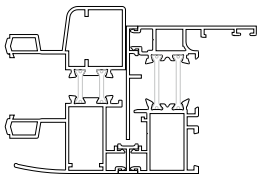
NT71-5511 + PT65-0111



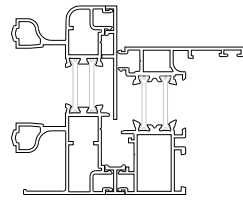
NT71-5811 + PT65-0111



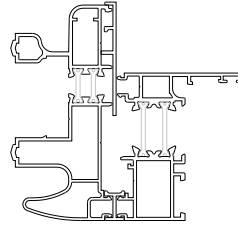
NT71-5701 + PT65-0111



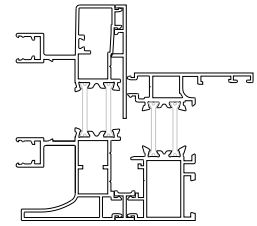
NT95-5911 + PT65-0111



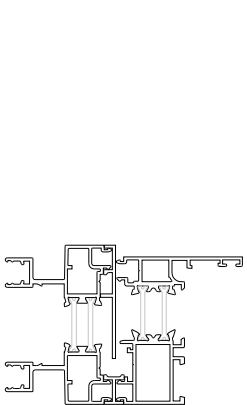
NT95-5601 + PT65-0111



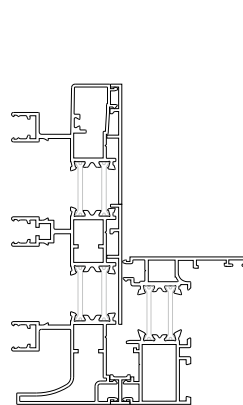
NT95-4911 + PT65-0111



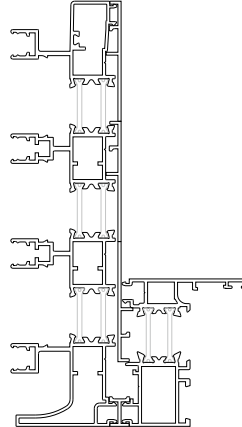
NT95-4811 + PT65-0111



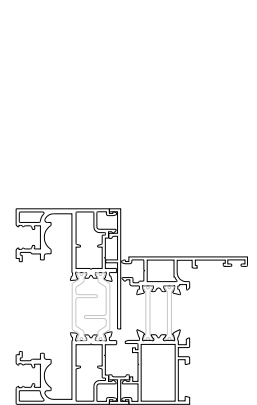
NT95-4311 + PT65-0111



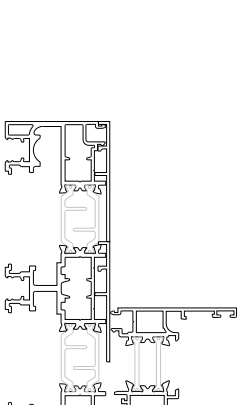
NT95-4411 + PT65-0111



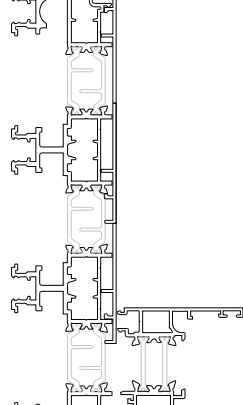
NT10-4811 + PT65-0111



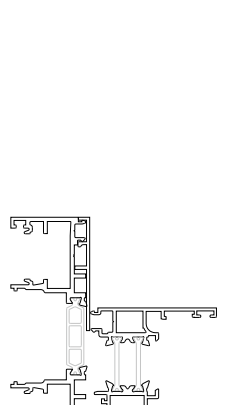
NT10-4311 + PT65-0111



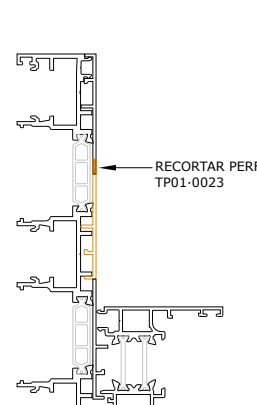
NT10-4411 + PT65-0111



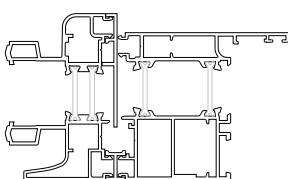
NT11-4811 + PT65-0111



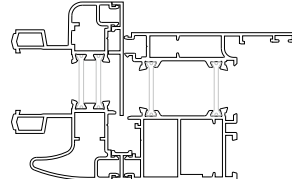
NT11-4311 + PT65-0111



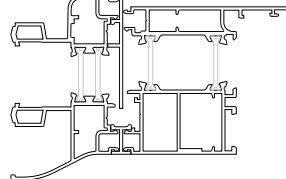
NT71-5911 + PT65-0411



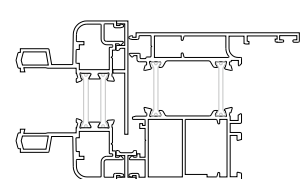
NT71-5611 + PT65-0411



NT71-5511 + PT65-0411



NT71-5811 + PT65-0411

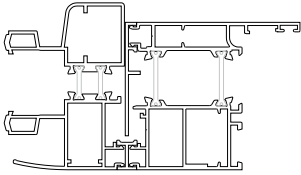




PC
39

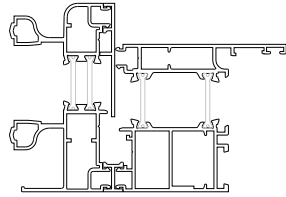
PRACTIC 65 RPT

NT71-5701 + PT65-0411



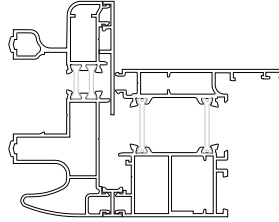
NT95-4811 + PT65-0411

NT95-5911 + PT65-0411



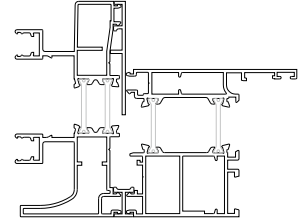
NT95-4311 + PT65-0411

NT95-5601 + PT65-0411

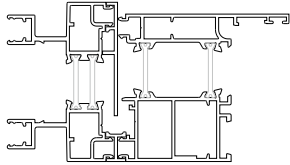


NT95-4411 + PT65-0411

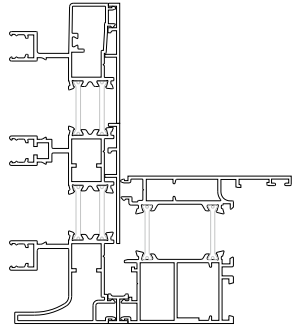
NT95-4911 + PT65-0411



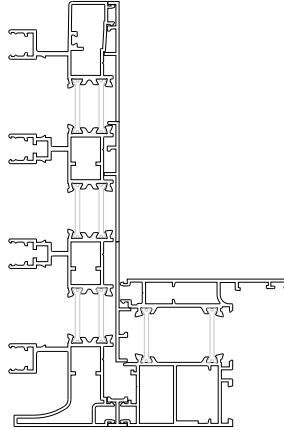
NT10-4811 + PT65-0411



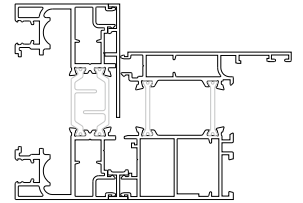
NT10-4311 + PT65-0411



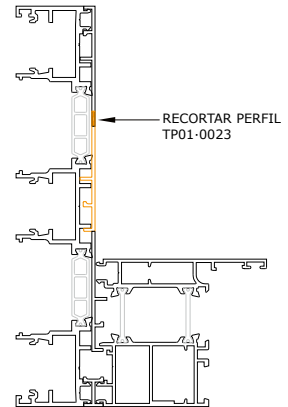
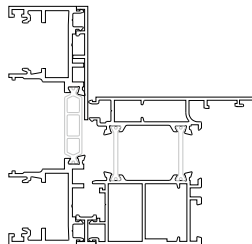
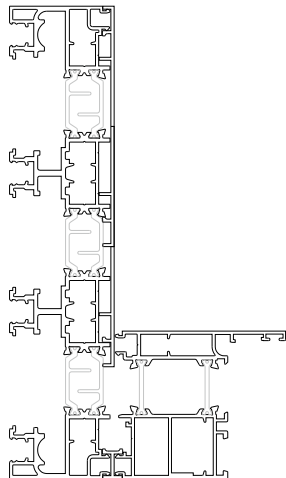
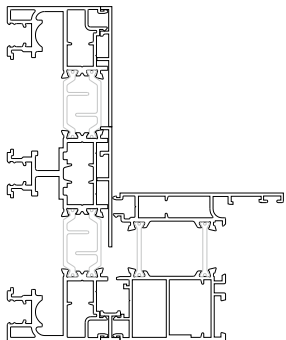
NT10-4411 + PT65-0411



NT11-4811 + PT65-0411



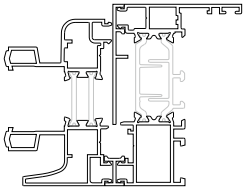
NT11-4311 + PT65-0411



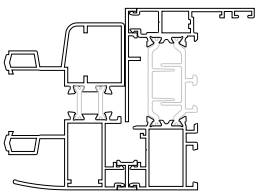


PRACTIC 80 RPT

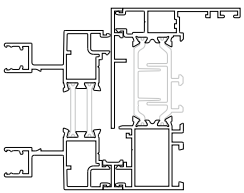
NT71-5911 + PT80-0111



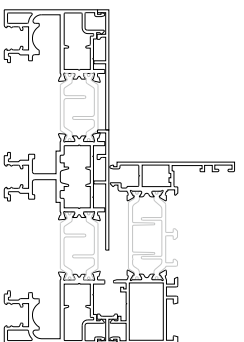
NT71-5701 + PT80-0111



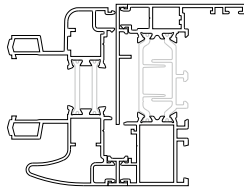
NT95-4811 + PT80-0111



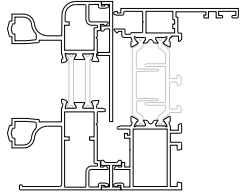
NT10-4311 + PT80-0111



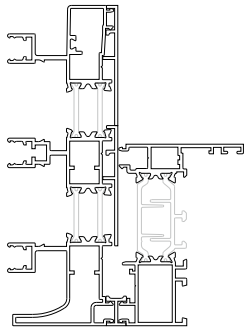
NT71-5611 + PT80-0111



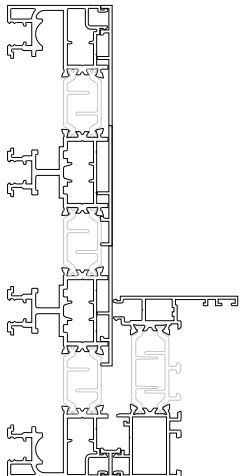
NT95-5911 + PT80-0111



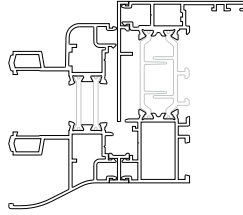
NT95-4311 + PT80-0111



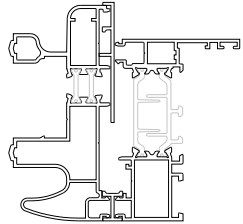
NT10-4411 + PT80-0111



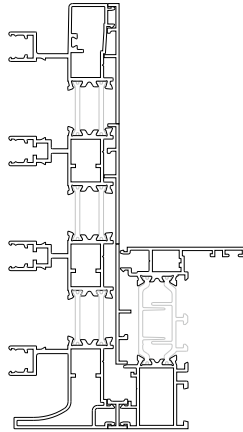
NT71-5511 + PT80-0111



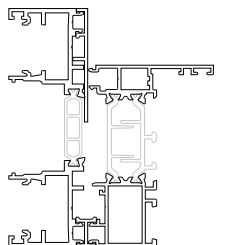
NT95-5601 + PT80-0111



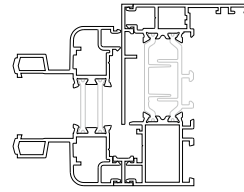
NT95-4411 + PT80-0111



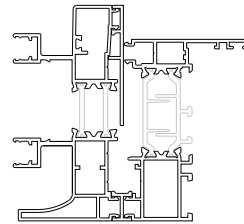
NT11-4811 + PT80-0111



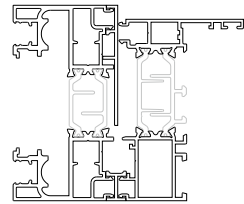
NT71-5811 + PT80-0111



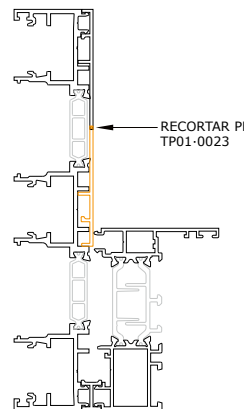
NT95-4911 + PT80-0111



NT10-4811 + PT80-0111



NT11-4311 + PT80-0111

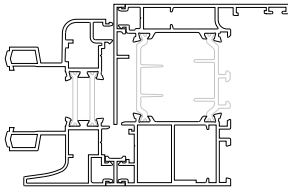




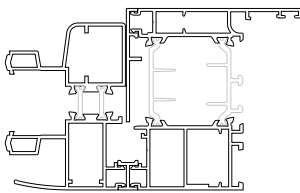
PC
41

PRACTIC 80 RPT

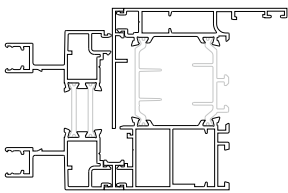
NT71-5911 + PT80-0411



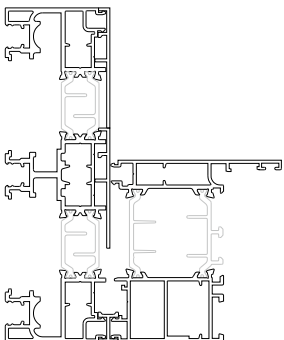
NT71-5701 + PT80-0411



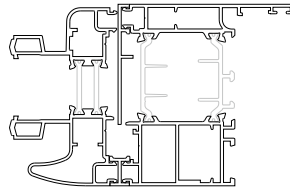
NT95-4811 + PT80-0411



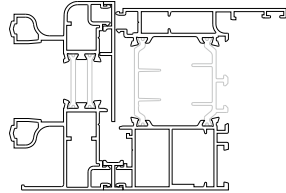
NT10-4311 + PT80-0411



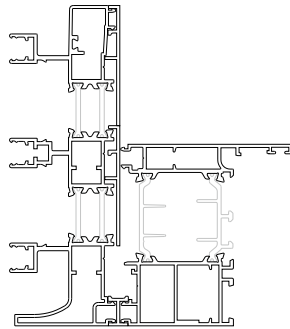
NT71-5611 + PT80-0411



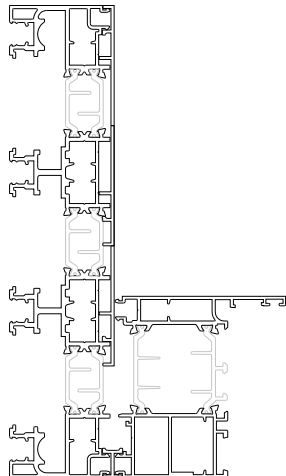
NT95-5911 + PT80-0411



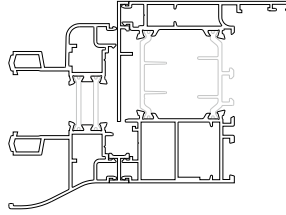
NT95-4311 + PT80-0411



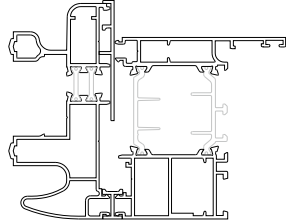
NT10-4411 + PT80-0411



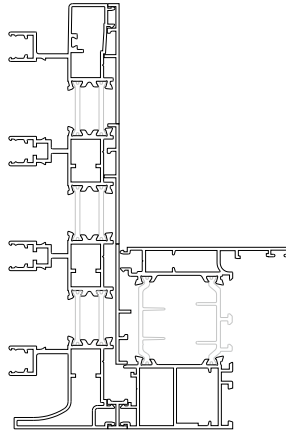
NT71-5511 + PT80-0411



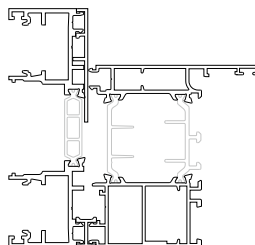
NT95-5601 + PT80-0411



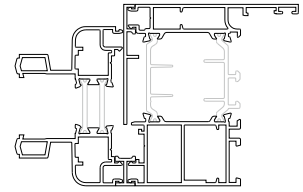
NT95-4411 + PT80-0411



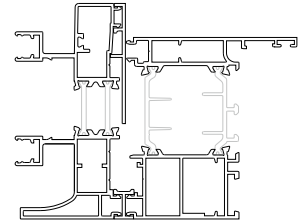
NT11-4811 + PT80-0411



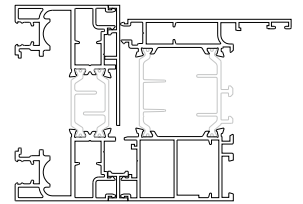
NT71-5811 + PT80-0411



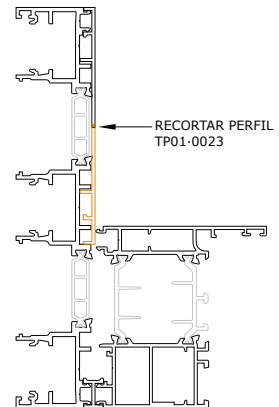
NT95-4911 + PT80-0411



NT10-4811 + PT80-0411



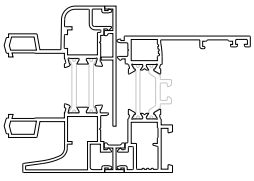
NT11-4311 + PT80-0411



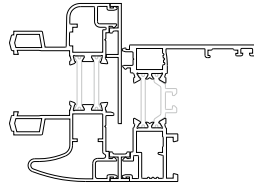


PRACTIC HOJA OCULTA 60 RPT

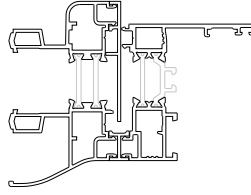
NT71-5911 + HT60-0111



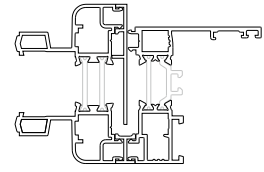
NT71-5611 + HT60-0111



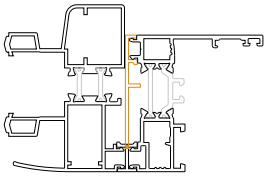
NT71-5511 + HT60-0111



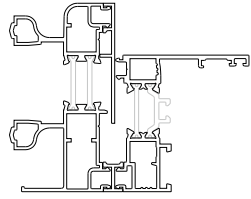
NT71-5811 + HT60-0111



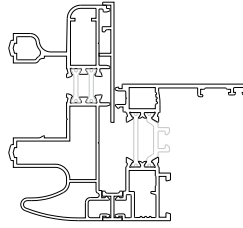
NT71-5701 + HT60-0111



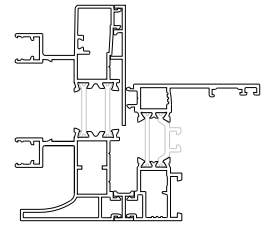
NT95-5911 + HT60-0111




NT95-5601 + HT60-0111



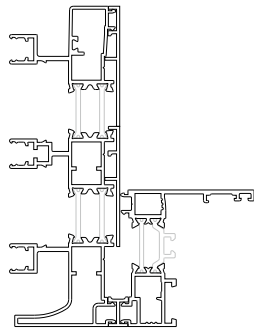
NT95-4911 + HT60-0111



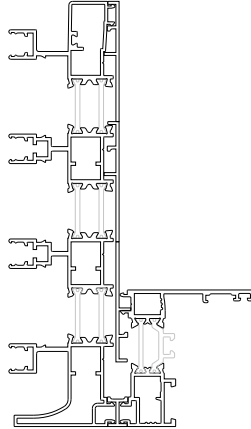
NT95-4811 + HT60-0111



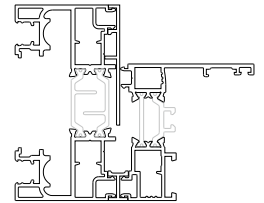
NT95-4311 + HT60-0111



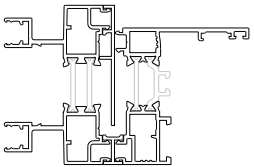
NT95-4411 + HT60-0111



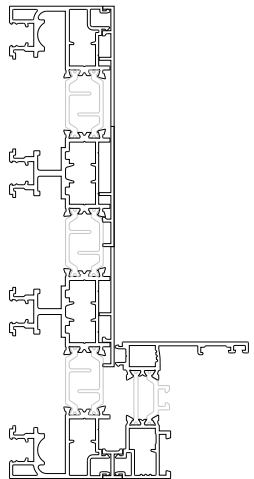
NT10-4811 + HT60-0111



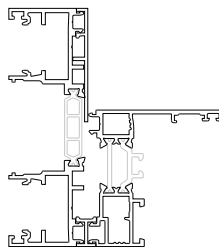
NT10-4311 + HT60-0111



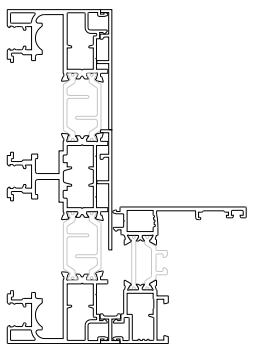
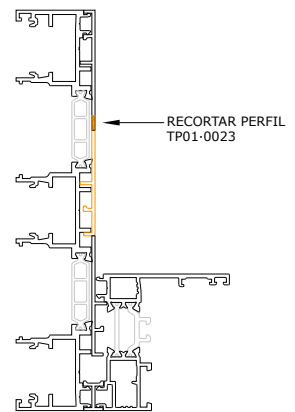
NT10-4411 + HT60-0111



NT11-4811 + HT60-0111



NT11-4311 + HT60-0111

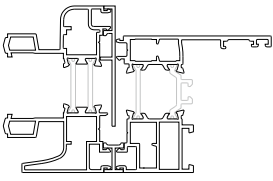




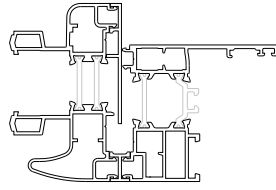
PC
43

PRACTIC HOJA OCULTA 60 RPT

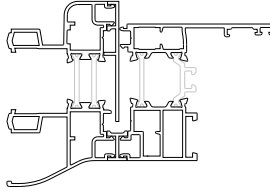
NT71-5911 + HT60-0411



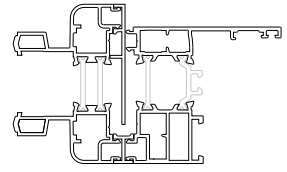
NT71-5611 + HT60-0411



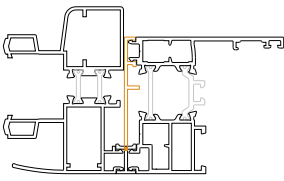
NT71-5511 + HT60-0411



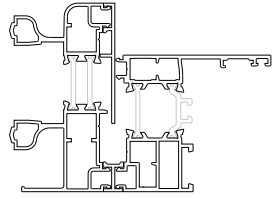
NT71-5811 + HT60-0411



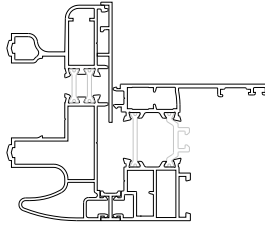
NT71-5701 + HT60-0411



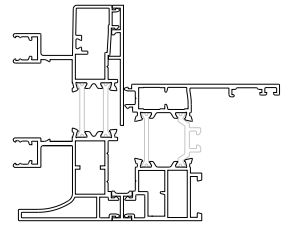
NT95-5911 + HT60-0411



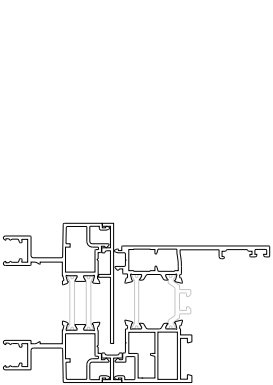
NT95-5601 + HT60-0411



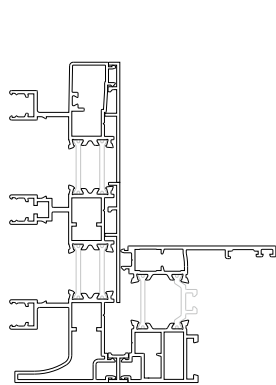
NT95-4911 + HT60-0411



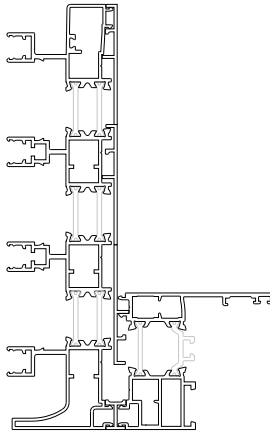
NT95-4811 + HT60-0411



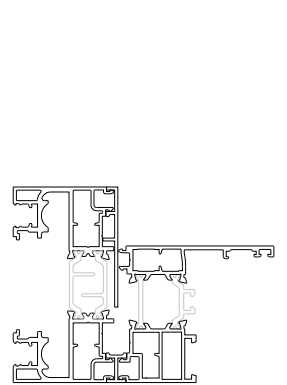
NT95-4311 + HT60-0411



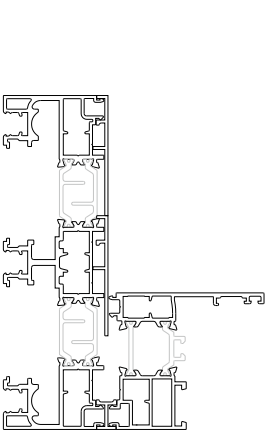
NT95-4411 + HT60-0411



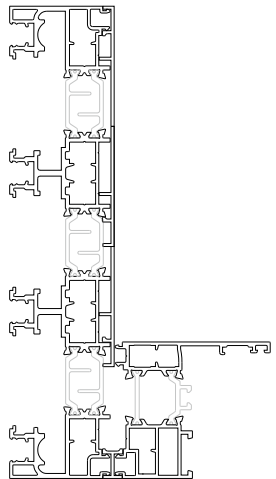
NT10-4811 + HT60-0411



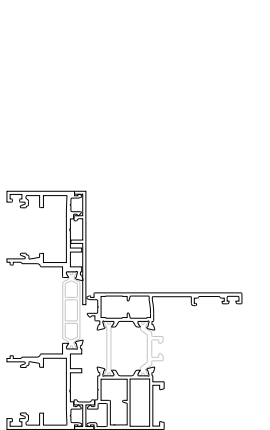
NT10-4311 + HT60-0411



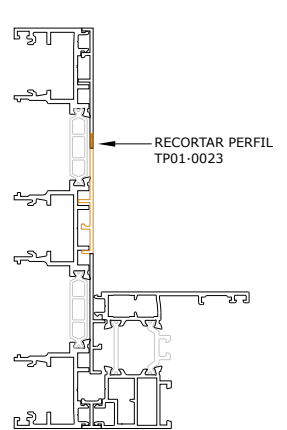
NT10-4411 + HT60-0411



NT11-4811 + HT60-0411



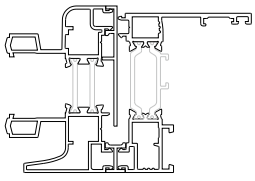
NT11-4311 + HT60-0411



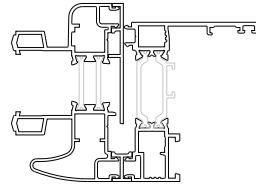


PRACTIC HOJA OCULTA 70 RPT

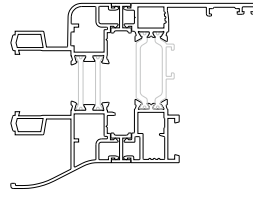
NT71-5911 + HT70-0111



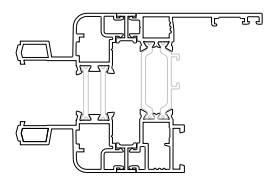
NT71-5611 + HT70-0111



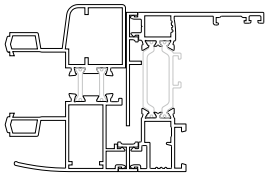
NT71-5511 + HT70-0111



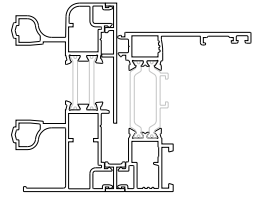
NT71-5811 + HT70-0111



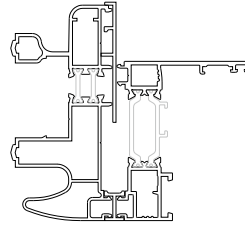
NT71-5701 + HT70-0111



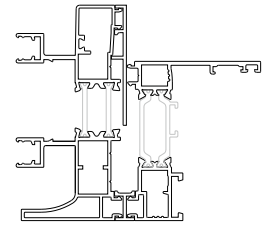
NT95-5911 + HT70-0111



NT95-5601 + HT70-0111



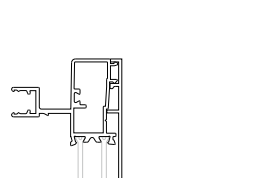
NT95-4911 + HT70-0111



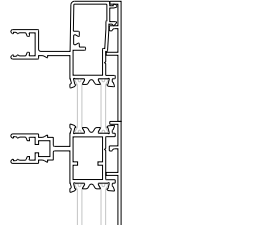
NT95-4811 + HT70-0111



NT95-4311 + HT70-0111



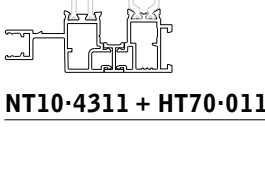
NT95-4411 + HT70-0111



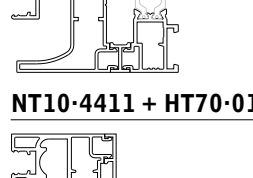
NT10-4811 + HT70-0111



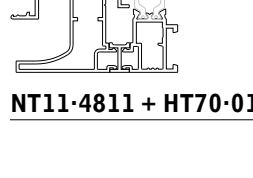
NT10-4311 + HT70-0111



NT10-4411 + HT70-0111



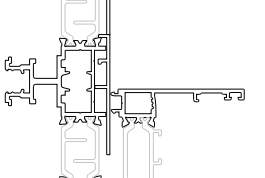
NT11-4811 + HT70-0111



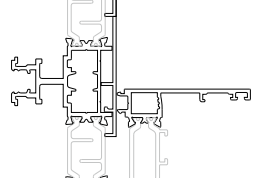
NT11-4311 + HT70-0111



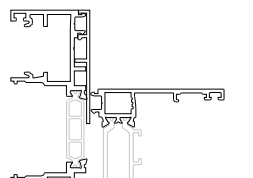
NT71-5911 + HT70-0411



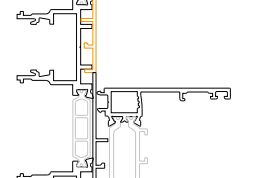
NT71-5611 + HT70-0411



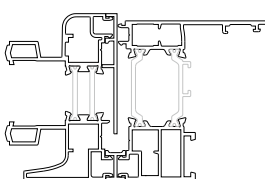
NT71-5511 + HT70-0411



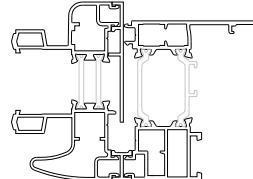
NT71-5811 + HT70-0411



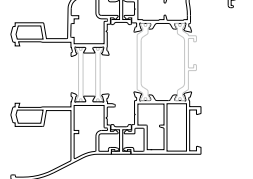
NT71-5911 + HT70-0411



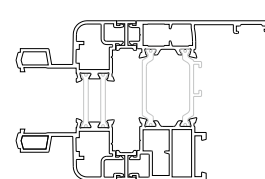
NT71-5611 + HT70-0411



NT71-5511 + HT70-0411



NT71-5811 + HT70-0411

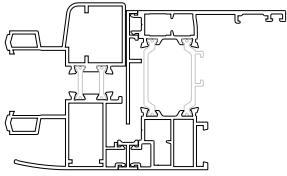




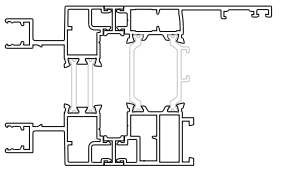
PC
45

PRACTIC HOJA OCULTA 70 RPT

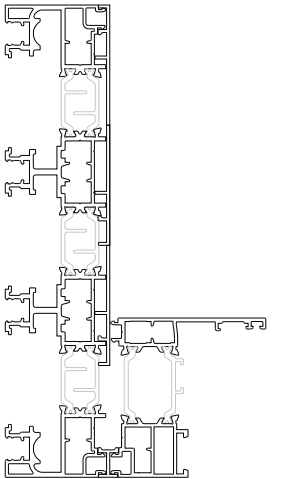
NT71-5701 + HT70-0411



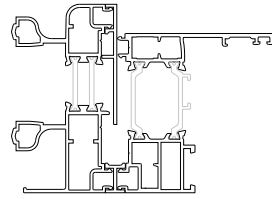
NT95-4811 + HT70-0411



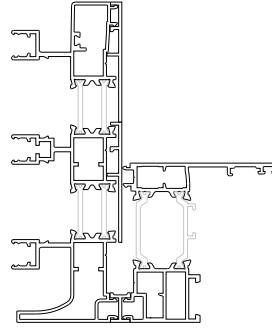
NT10-4411 + HT70-0411



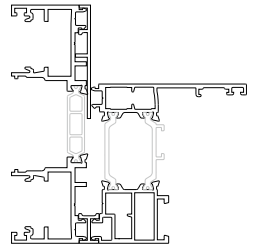
NT95-5911 + HT70-0411



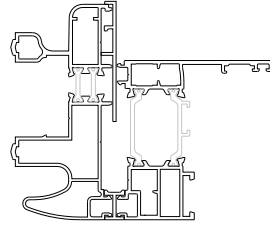
NT95-4311 + HT70-0411



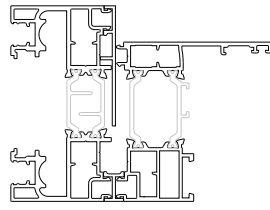
NT11-4811 + HT70-0411



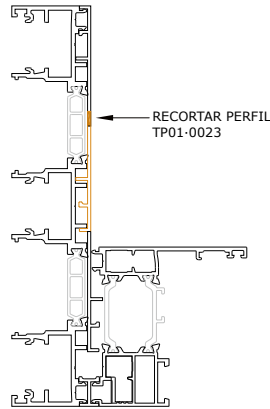
NT95-5601 + HT70-0411



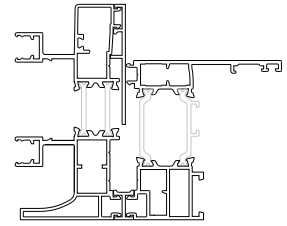
NT10-4811 + HT70-0411



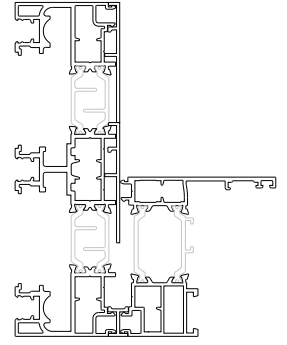
NT11-4311 + HT70-0411



NT95-4911 + HT70-0411

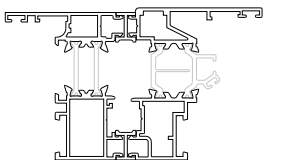


NT10-4311 + HT70-0411

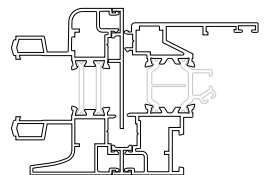


MAGNA

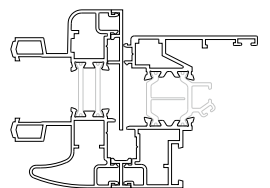
PT65-0111 + MT67-0111



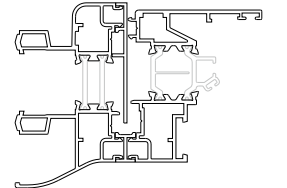
NT71-5911 + MT67-0111



NT71-5611 + MT67-0111



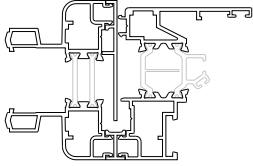
NT71-5511 + MT67-0111



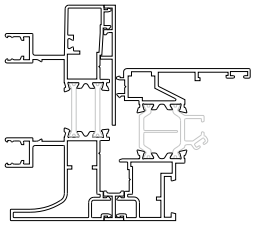


MAGNA

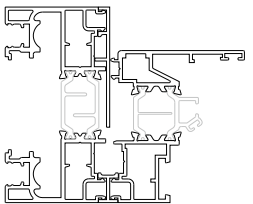
NT71-5811 + MT67-0111



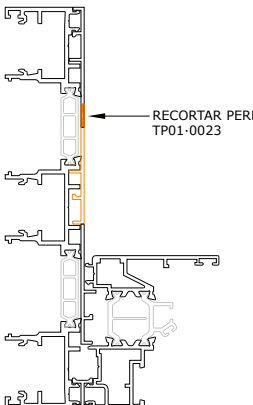
NT95-4911 + MT67-0111



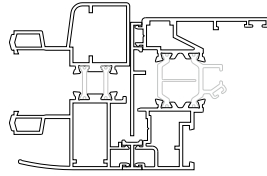
NT10-4811 + MT67-0111



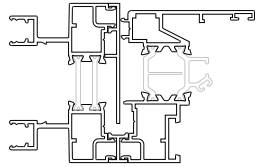
NT11-4311 + MT67-0111



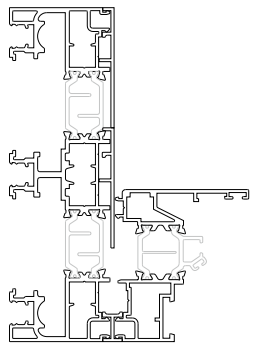
NT71-5701 + MT67-0111



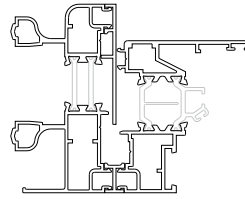
NT95-4811 + MT67-0111



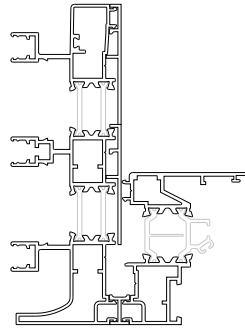
NT10-4311 + MT67-0111



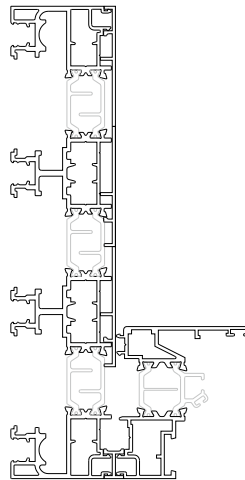
NT95-5911 + MT67-0111



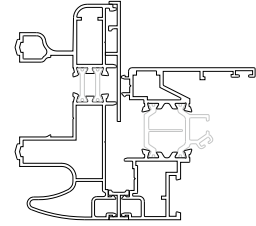
NT95-4311 + MT67-0111



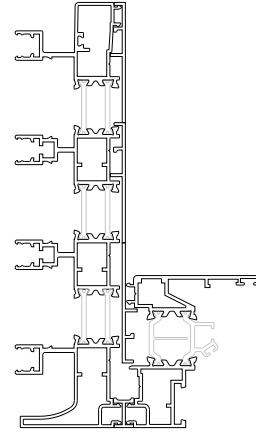
NT10-4411 + MT67-0111



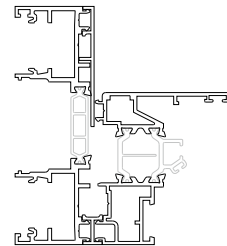
NT95-5601 + MT67-0111



NT95-4411 + MT67-0111



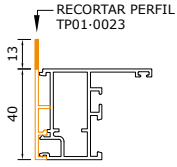
NT11-4811 + MT67-0111



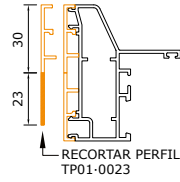
UTILIZACIÓN DEL PERFIL TP01-0023 COMO REMATE DE MARCO

PRACTIC 40

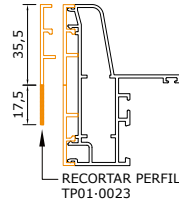
PF40-0111 + TP01-0023



PF40-0311 + TP01-0023

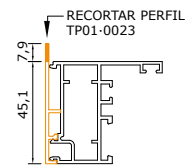


PF40-0301 + TP01-0023



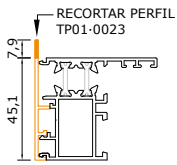
ALFIL 45

PF43-0111 + TP01-0023

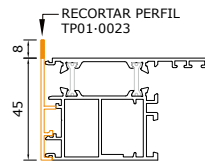


PRACTIC 45 RPT

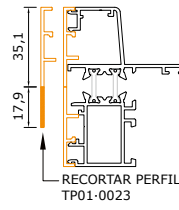
PT45-0111 + TP01-0023



PT45-0411 + TP01-0023

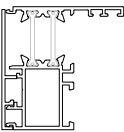


PT45-0311 + TP01-0023

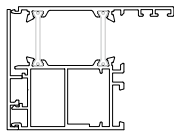


PRACTIC 54 RPT

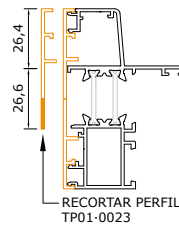
PT54-0111 + TP01-0023



PT54-0411 + TP01-0023

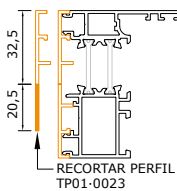


PT54-0311 + TP01-0023

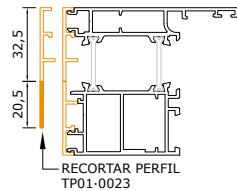


PRACTIC 65 RPT

PT65-0111 + TP01-0023

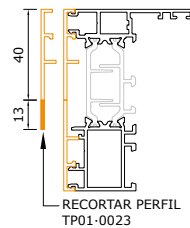


PT65-0411 + TP01-0023

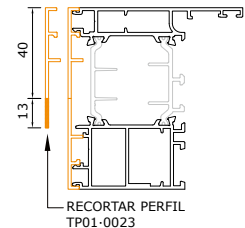


PRACTIC 80 RPT

PT80-0111 + TP01-0023

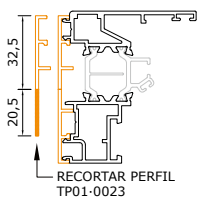


PT80-0411 + TP01-0023



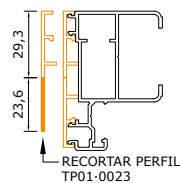
MAGNA

MT67-0111 + TP01-0023

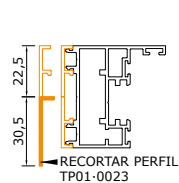


OMEGA

OM60.0111 + TP01.0023

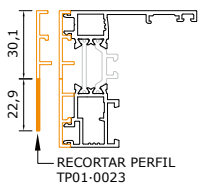


OM60.0511 + TP01.0023

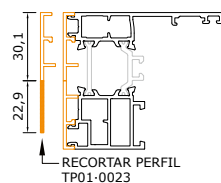


PRACTIC HOJA OCULTA 60 RPT

HT60-0111 + TP01-0023

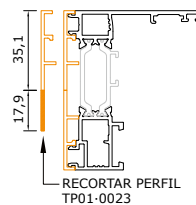


HT60-0411 + TP01-0023

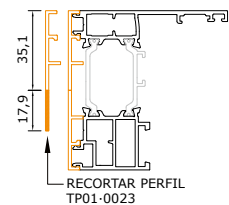


PRACTIC HOJA OCULTA 70 RPT

HT70-0111 + TP01-0023

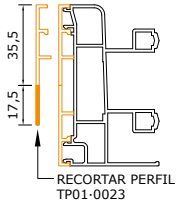


HT70-0411 + TP01-0023

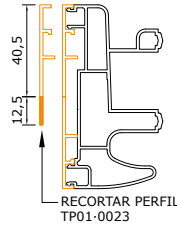


NEXUS 70

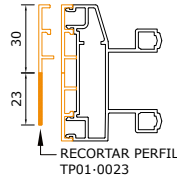
NF70-5911 + TP01-0023



NF70-5611 + TP01-0023

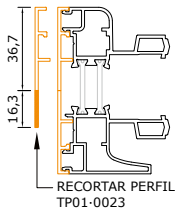


NF70-05811 + TP01-0023

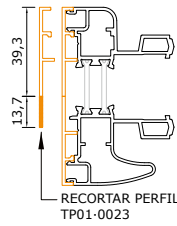


NEXUS 70 RPT

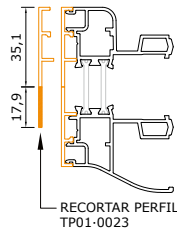
NT71-5911 + TP01-0023



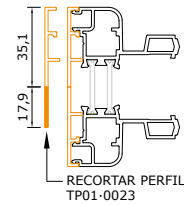
NT71-5611 + TP01-0023



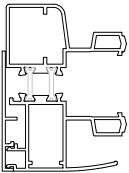
NT71-5511 + TP01-0023



NT71-5811 + TP01-0023

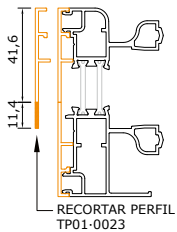


NT71-5701 + TP01-0023

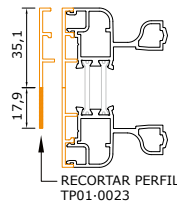


NEXUS 95 RPT

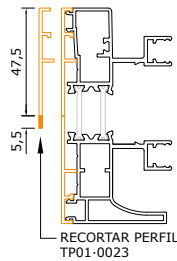
NT95-5911 + TP01-0023



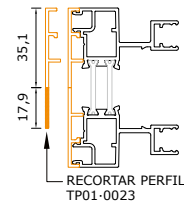
NT95-5811 + TP01-0023



NT95-4911 + TP01-0023

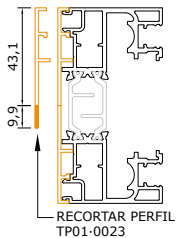


NT95-4811 + TP01-0023



NEXUS 100 RPT

NT10-4811 + TP01-0023



NEXUS 110 RPT

NT11.4811 + TP01.0023

